

Stopped flow kinetics of Mn^{II} catalysed Periodate Oxidation of *o*-Anisidine – First Report on Stability constant of the ternary Intermediate complex formation

Jaspal Singh¹, R. D. Kaushik*¹, Om Singh¹, Richa Saini² and Ekata Kumari³

¹Department of Chemistry, Gurukul Kangri University, Haridwar (Uttarakhand) India

²Department of Physics, Gurukul Kangri University, Haridwar (Uttarakhand) India

³Uttaranchal College of Science and Technology, Dehradun (Uttarakhand), India

Abstract: This paper is the first report on kinetic study and evaluation of stability constant of ternary complex forming in the Mn^{II} - catalysed periodate oxidation of *o*-Anisidine (OA) in acetone-water medium. The formation of ternary intermediate unstable complex during the oxidation of aromatic amines by periodate ion catalysed by Mn^{II} has been proposed in case of some anilines. Stop-flow spectrophotometric method was used to study the ternary complex formation and to determine its stability constant. The stop-flow trace shows the reaction to occur in two steps. The first step, which is presumably the formation of ternary complex, is relatively fast while the second stage is relatively quite slow. The stability constant evaluated for OA - Mn^{II} - IO₄⁻ ternary complex by determining equilibrium absorbance is $(2.73 \pm 0.15) \times 10^6$. Kinetics of ternary complex formation was defined by the rate law (OA) under pseudo first order conditions.

$$d[C_2]/dt = k_{obs}([C_2]_{eq} - [C_2]) \quad (A)$$

or

$$\ln\{[C_2]_{eq} / ([C_2]_{eq} - [C_2])\} = k_{obs} \cdot t \quad (A)$$

where, k_{obs} is the pseudo first order rate constant, $[C_2]$ is concentration of ternary complex at given time t , and $[C_2]_{eq}$ is the equilibrium concentration of ternary complex.

Key words: Stopped flow kinetics, stability constant, ternary complex, Mn^{II} catalysed, Periodate oxidation, *o*-anisidine.

1. Introduction

Aromatic amines can come in contact with living organisms by inhalation, ingestion and skin contact and most of these are enlisted as carcinogenic and/ or toxic due to their genotoxic or cytotoxic properties^{1, 2}. Aromatic amines are used as intermediates in the manufacture of plastics, dyes, drugs, explosives, rubber, epoxy polymers, azo dyes, aromatic polyurethane products and pesticides³. It is of interest to study their new reactions for understanding their role in physiological activities and for developing methods for their detection, estimation and treatment. Aromatic amines have been subjected to oxidation reactions by using oxidants like peroxydisulphate ion⁴ and benzimidazolium fluorochromate⁵ etc. The kinetics and mechanism of the uncatalysed and Mn^{II} catalysed non-Malpradian periodate oxidation of some aromatic amines has been the subject of study during the past few years. In these reports, a binary unstable intermediate complex formation between aromatic amine and periodate has been proposed in the reaction mechanism of uncatalysed reactions⁶⁻²⁰. Also, there are some reports available which propose the ternary complex formation between periodate, aromatic amine and Mn^{II} in some reactions catalysed by Mn^{II}²¹⁻³². In continuation to our studies on periodate

oxidation of 2, 3-dimethylaniline catalyzed by Mn^{II} ³³, and in order to make an attempt for the first time for evaluation of stability constant for the ternary intermediate complex being formed in this reaction, the results of stopped flow kinetic studies made on Mn^{II} - catalysed periodate oxidation of *o*-Anisidine in acetone-water medium are being presented and discussed in this communication.

2. Experimental

2.1. Reagents and Chemicals

Triply distilled water was used for preparation of the solutions. The principal reagents used were sodium metaperiodate (Loba Chemie), *o*-Anisidine (Aldrich), manganese sulphate monohydrate (Aldrich) hereto-after referred as I, OA and Mn^{II} , respectively. All other chemicals of analytical reagent/ guaranteed reagent grade were used after redistillation/ recrystallization.. Thiel, Schultz and Koch buffer³⁴ used for maintaining the pH of reaction mixtures, was prepared by mixing desired volumes of 0.05 M oxalic acid, 0.02 M boric acid, 0.05 M succinic acid, 0.05 M sodium sulphate and 0.05 M borax.

2.2. Kinetic procedure

All uv-visible absorbance measurements were made on Shimadzu double beam spectrophotometer (UV-2450). The reaction was initiated by adding temperature equilibrated $NaIO_4$ solution of known concentration to the reaction mixture containing OA, Mn^{II} and buffer. The temperature of reaction mixture was maintained in the UV-VIS spectrophotometer with the help of an in-built temperature control unit, Shimadzu TCC-240, with an accuracy of $\pm 0.1^\circ C$. The absorption maximum (λ_{max}) of the reaction mixture was 490 nm. The value of λ_{max} remained unchanged during experimental conditions as shown in Fig. 1, 2 and 3. For stopped flow kinetics study, the progress of the reaction was followed by recording the absorbance change with time at 490 nm on stopped flow apparatus (Applied Photophysics – Stopped Flow SX-20). Desired temperature ($\pm 0.01^\circ C$) was maintained with the help of an automatic high precision thermostatic control (Thermo Scientific NESLAB RTE7).

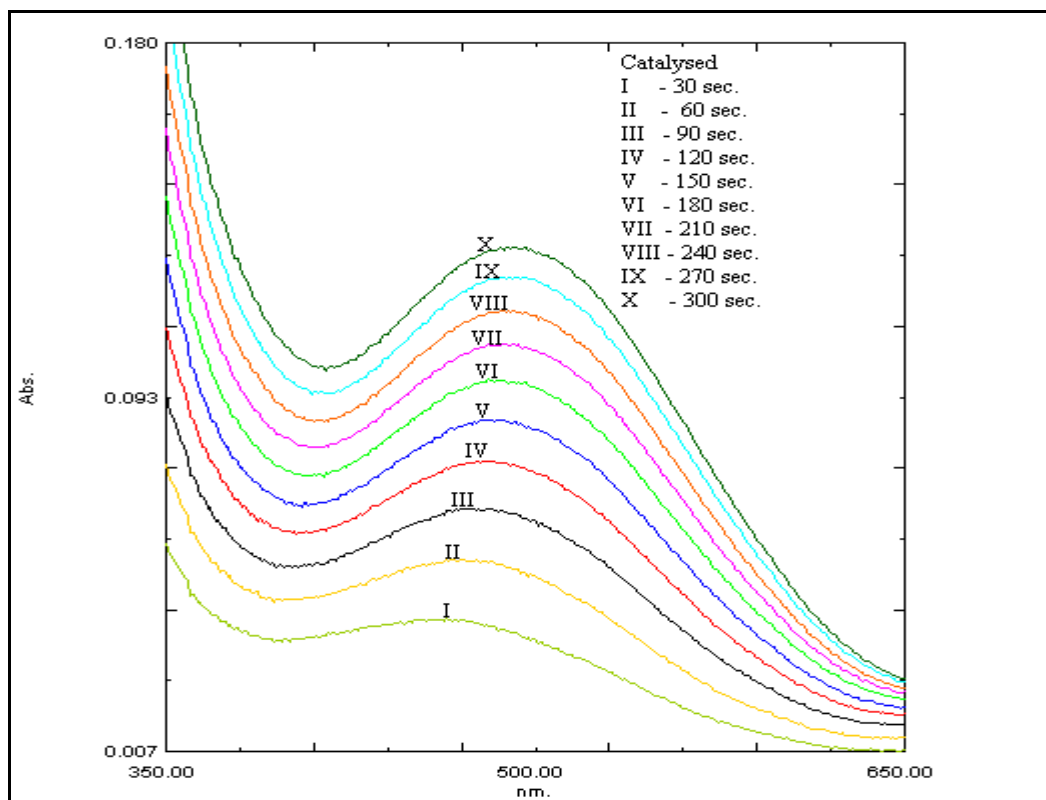


Fig.1: UV-VIS rapid scan at different time at $[I] = 9.0 \times 10^{-2} \text{ mol dm}^{-3}$, $[OA] = 7.5 \times 10^{-5} \text{ mol dm}^{-3}$, $[Mn^{II}] = 7.28 \times 10^{-6} \text{ mol dm}^{-3}$, Acetone = 5.0 % (V/V), pH = 6.5, Temp. = $30.0 \pm 0.01^\circ C$, $\lambda_{max} = 490 \text{ nm}$.

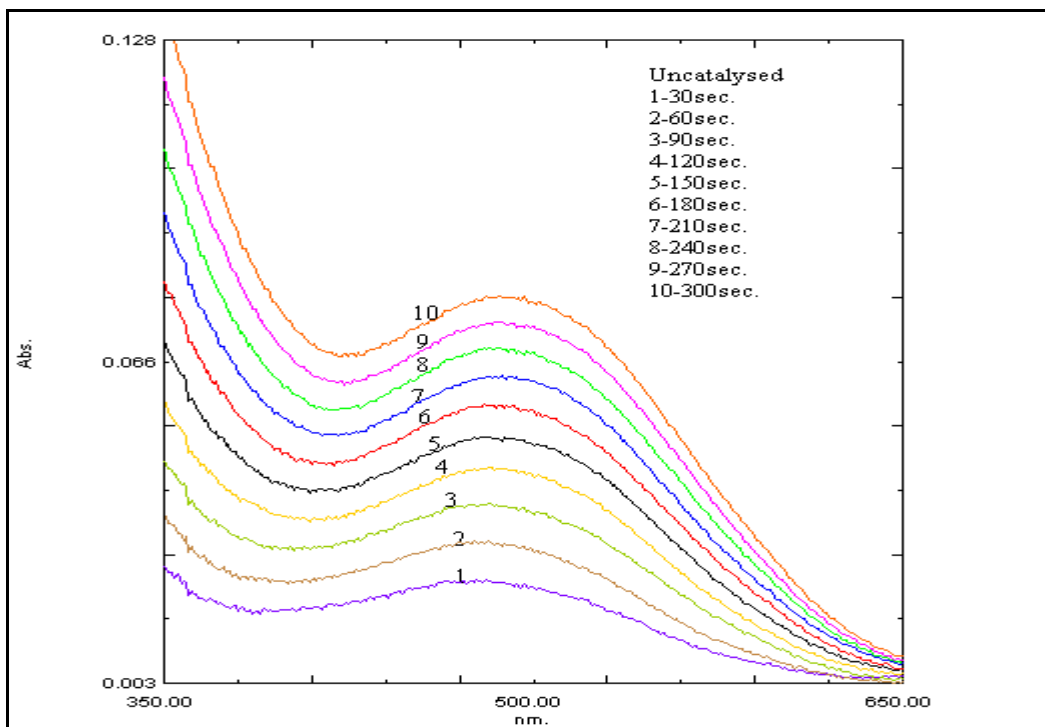


Fig. 2: UV-VIS rapid scan at different time at $[I] = 9.0 \times 10^{-2} \text{ mol dm}^{-3}$, $[OA] = 7.5 \times 10^{-5} \text{ mol dm}^{-3}$, Acetone = 5.0 % (V/V), pH = 6.5, Temp. = $30.0 \pm 0.01^\circ\text{C}$, $\lambda_{\text{max}} = 490\text{nm}$.

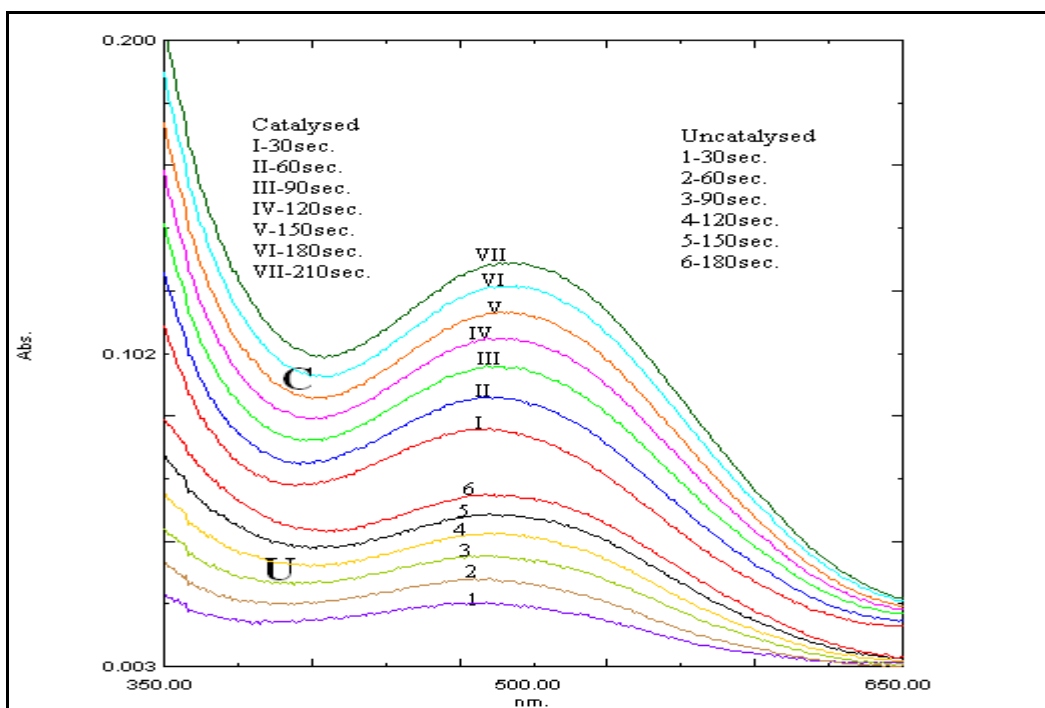


Fig.3. Compression of UV-VIS rapid scans of unanalyzed and catalyzed Reaction at $[I] = 9.0 \times 10^{-2} \text{ mol dm}^{-3}$, $[OA] = 7.5 \times 10^{-5} \text{ mol dm}^{-3}$, Acetone = 5.0 % (V/V), pH = 6.5, Temp. = $30.0 \pm 0.01^\circ\text{C}$, $\lambda_{\text{max}} = 490\text{nm}$, For catalyzed reaction only). $[Mn^{II}] = 7.28 \times 10^{-6} \text{ mol dm}^{-3}$ U and C represent the scans respectively for unanalyzed and catalyzed reaction.

Substrate solution was prepared by mixing known amounts of OA (in acetone), Mn^{II} , acetone and buffer solution. After baseline setting to zero absorbance by emptying both syringes loaded with buffer solution, one of the syringes was loaded with periodate solution of known concentration, while other syringe was loaded

with substrate solution. The reaction was initiated by emptying the syringes. Collected data were treated by the software (SX-20, Pro-data) for determining the pseudo-first order rate constants.

3.0. Results and Discussion

3.1. Preliminary Investigation

The absorption maxima of the reaction mixture containing Mn^{II} , OA and I differed widely from that of the mixture containing only OA and I. Further, absorbance measurements indicated there to be no observable reaction between Mn^{II} and I or Mn^{II} and OA. On mixing OA and I, the solution turned light yellow colour, thereafter wine red colour and then brown followed by precipitation in about 24 hours (Fig. 1) was quite different from the individual spectra of OA and I indicating the formation of complex or adduct, OA - I. The λ_{max} of this adduct was found to be 490 nm, which did not change with time, as shown in Fig. 1.

Our purpose was to study the kinetics of periodate oxidation of OA in presence of Mn^{II} , which is known to be a catalyst for this system²⁷. Therefore, the rapid scan spectra of the solution containing Mn^{II} , NaIO_4 and OA were recorded and are shown in Fig. 2. This mixture is reddish brown in colour, which deepens with progress of time. A comparison of spectrum of OA - Mn^{II} - I system with that of I - OA system indicates the formation of a ternary complex, Mn^{II} - OA - I, when Mn^{II} is present. Although, λ_{max} is same (490 nm in Fig. 3), but the molar extinction coefficient of ternary complex is high.

The reaction between periodate and OA in presence of Mn^{II} has been shown to be first order in each reactant and catalyst as already reported²⁷. So the kinetics was studied under pseudo first order conditions.

3.2. Stability constant of OA - Mn^{II} - I ternary complex

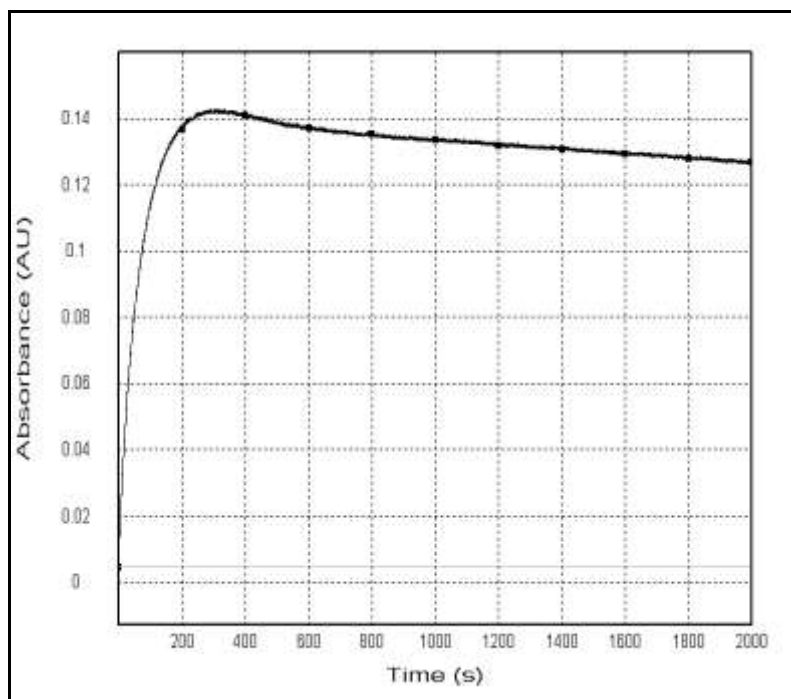


Fig. 4. The complete kinetic profile (in terms of stopped flow trace) for Mn^{II} catalyzed oxidation of OA by I at $[\text{OA}] = 8.0 \times 10^{-5} \text{ mol dm}^{-3}$, $[\text{I}] = 9.0 \times 10^{-4} \text{ mol dm}^{-3}$, $[\text{Mn}^{\text{II}}] = 7.28 \times 10^{-6} \text{ mol dm}^{-3}$, $\text{pH} = 6.5$, $\text{Temp} = 30 \pm 0.01^\circ\text{C}$, $\text{Acetone} = 5.0\%$ (v/v), $\lambda_{\text{max}} = 490 \text{ nm}$.

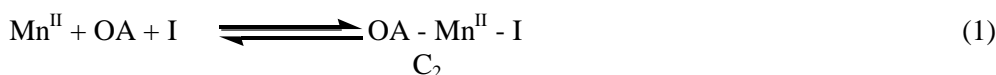
Stop-flow spectrophotometric method was used to study the ternary complex formation and to determine its stability constant. In all the experiments, both $[\text{I}]$ and $[\text{OA}]$ were in large excess (at least ten times) over $[\text{Mn}^{\text{II}}]$, and $[\text{I}]$ was in excess over $[\text{OA}]$. The stop-flow trace, as presented in Fig. 4, shows the reaction to occur in two steps. The first step, which is presumably the formation of ternary complex, is relatively fast with 90% reaction occurring in $\sim 200 \text{ s}$; the second stage is relatively quite slow. The ternary complex attained

equilibrium in about 600 - 2000 s depending upon the reactant concentrations. The relatively faster rate of the first stage allowed us to assume maximum absorbance recorded in each stop-flow run to be equal to the equilibrium absorbance of the ternary complex. The values of equilibrium absorbance (A_e) are given in Table 1.

Table – 1 Equilibrium absorbance for $[Mn^{II}]$ -[OA]-[I] ternary complex pH = 6.5, Temp. = 30.0 \pm 0.01 $^{\circ}$ C, Acetone = 5.0 % (v/v), λ_{max} = 490 nm.

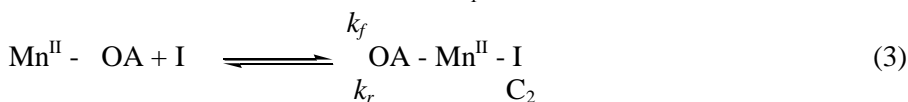
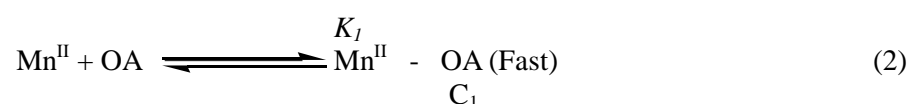
$[I] \times 10^4 \text{ mol dm}^{-3}$	$[OA] \times 10^5 \text{ mol dm}^{-3}$	$[Mn^{II}] \times 10^6 \text{ mol dm}^{-3}$	Absorbance at equilibrium (A_e)
8.5	8.0	7.28	0.1004
9.0	8.0	7.28	0.1100
9.5	8.0	7.28	0.1104
10.0	8.0	7.28	0.1175
10.5	8.0	7.28	0.1202
9.0	7.5	7.28	0.1082
9.0	8.0	7.28	0.1100
9.0	8.5	7.28	0.1200
9.0	9.0	7.28	0.1255
9.0	9.5	7.28	0.1298
9.0	8.0	2.93	0.0886
9.0	8.0	4.38	0.1119
9.0	8.0	5.23	0.1195
9.0	8.0	7.28	0.1100

Ternary complex was formed in stop-flow experiment, when a solution containing Mn^{II} and OA was mixed with solution of I. The formation of a complex can be written as in Eq (1),



where C_2 represents the ternary complex, $OA - Mn^{II} - I$.

The probable mechanism of the formation of ternary complex can be given as follows:



Subsequently, the ratio k_f/k_r has been used to represent K_2 , the equilibrium constant of reaction (3).

The spectra of OA, I, Mn^{II} and reaction mixtures for catalysed/ uncatalysed reactions show that the only principal species absorbing at 490 nm is ternary complex. At this wavelength, Mn^{II} , OA, $Mn^{II} - OA$ and $Mn^{II} - I$ display no significant absorbance. However, the OA - I adduct absorb at 490 nm, but its absorbance is not sizable and, therefore, can be ignored.

If the absorbance values at pre-selected wavelength, 490 nm, are measured in solutions containing different [OA] and [I] but at fixed $[Mn^{II}]$, it can be shown that^{35, 36}.

$$A_e = - (A_e - A_0) / K[OA][I] + A_{\infty} \quad (4)$$

where A_e is the absorbance of the ternary complex at equilibrium, A_∞ is the absorbance when Mn^{II} is fully present as ternary complex, and A_0 is the absorbance of Mn^{II} in the absence of OA and I. K is the overall stability constant and based on Eq. (1) is defined by Eq. (5).

$$K = [Mn^{II} - OA - I] / [Mn^{II}] [OA] [I] \quad (5)$$

where, $[Mn^{II} - OA - I] = [C_2]_{eq}$ = equilibrium concentration of ternary complex, $[Mn^{II}]$ = equilibrium concentration of uncomplexed Mn^{II} . And $[OA]$ and $[I]$ are initial concentrations of OA and periodate, respectively.

On replacing $[Mn^{II} - OA - I]$ by $[C_2]_{eq}$, Eq. (5) becomes Eq. (6) or (7).

$$K = [C_2]_{eq} / [Mn^{II}] [OA] [I] \quad (6)$$

$$[Mn^{II}] = [C_2]_{eq} / K [OA] [I] \quad (7)$$

By mass balance, total Mn^{II} concentration, $[Mn^{II}]_0$ is given by Eq. (8)

$$[Mn^{II}]_0 = [Mn^{II}] + [Mn^{II} - OA] + [Mn^{II} - OA - I] \quad (8)$$

$$[C_1] \quad [C_2]_{eq}$$

Since $[Mn^{II} - OA]$ is assumed to be very small, it can be neglected in Eq. (8).

$$[Mn^{II}]_0 = [Mn^{II}] + [C_2]_{eq} \quad (9)$$

or

$$[C_2]_{eq} = [Mn^{II}]_0 - [Mn^{II}] \quad (10)$$

Putting the value of $[Mn^{II}]$ from Eq. (7) into Eq. (10), we get

$$[C_2]_{eq} = [Mn^{II}]_0 - [C_2]_{eq} / K [OA] [I] \quad (11)$$

Under the experimental conditions of this study, the binary complex, $Mn^{II} - OA$, has no absorbance at chosen wavelength (490 nm). A_e can be assumed to be the absorbance due to ternary complex only.

If A_e is absorbance of ternary complex, C_2 , and ϵ is its molar absorptivity then for cell of path length 1 cm, we have

$$A_e = \epsilon [C_2] \quad (12)$$

where $[C_2]$ is the concentration of the ternary complex at time t . When whole of the manganese (II), i.e., $[Mn^{II}]_0$, is present as complex, then observed absorbance is equal to A_∞ . So replacing the values of A_e by A_∞ and $[C_2]$ by $[Mn^{II}]_0$ in Eq. (12), we obtain,

$$A_\infty = [Mn^{II}]_0 \cdot \epsilon$$

or

$$[Mn^{II}]_0 = A_\infty / \epsilon \quad (13)$$

Substituting the value of $[C_2]$ and $[Mn^{II}]_0$ in equation (11) from equation (13) and (12).

$$A_e / \epsilon = A_\infty / \epsilon - A_e / \epsilon K [OA] [I]$$

which on rearrangement becomes Eq. (14)

$$1 / A_e = 1 / A_\infty K [OA] [I] + 1 / A_\infty \quad (14)$$

This equation assumes that no species other than ternary complex absorbs at chosen wavelength, 490 nm.

The values of A_e were determined first at different concentration of I and keeping [OA] fixed. Under this condition equation (14) becomes Eq. (15).

$$1/A_e = 1/A_\infty + 1/K_I [I] A_\infty \quad (15)$$

Eq. (15) is equivalent to Eq. (14) through $K_I = K [OA]$.

In another set of experiments, the values of A_e were determined at different concentration of [OA] but at fixed concentration of [I]. Under this condition equation (14) becomes,

$$1/A_e = 1/A_\infty + 1/K_I [OA] A_\infty \quad (16)$$

A comparison of Eqs. (14) and (16) shows $K_I = K [I]$.

As required by Eq. (15), the plot of $1/A_e$ versus $1/[I]$ is a straight line as shown in Fig. 5. This plot yields slope, $S_1 = 6.98 \times 10^{-3}$ and intercept, $I_1 = 1.60$. According to equation (15), $S_1 = 1/K_I A_\infty$ and $I_1 = 1/A_\infty$. So from the ratio, I_1/S_1 , the value of K_I was found to be 229.66.

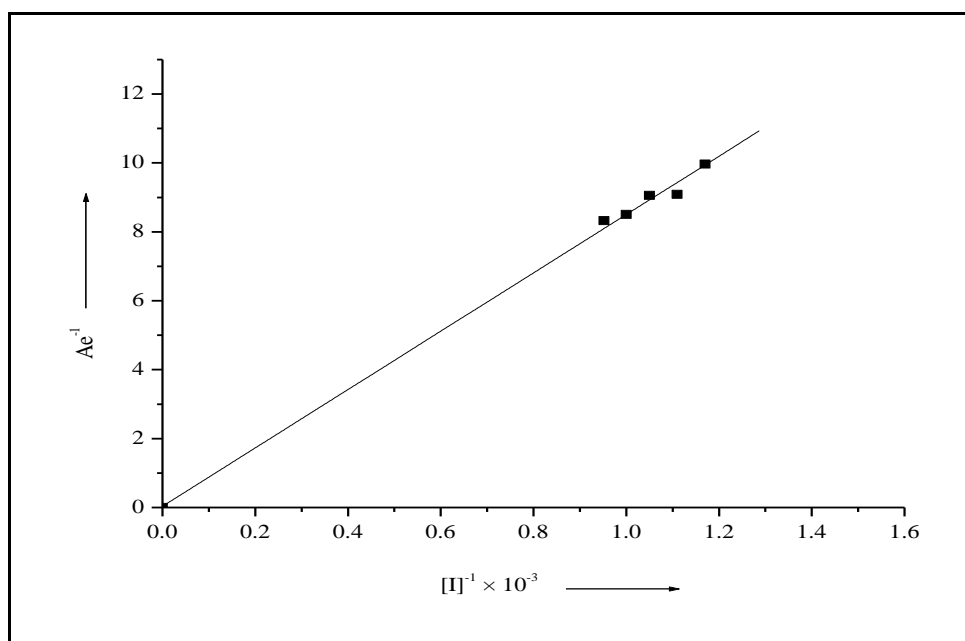


Fig. 5. A plot $(A_e)^{-1}$ vs $[I]^{-1}$ at $[OA] = 8.0 \times 10^{-5} \text{ mol dm}^{-3}$, $\text{pH} = 6.5$, $[\text{Mn}^{\text{II}}] = 7.28 \times 10^{-6} \text{ mol dm}^{-3}$, $\text{Temp.} = 30 \pm 0.01^\circ\text{C}$, acetone = 5.0 % (v/v), $\lambda_{\text{max}} = 490 \text{ nm}$

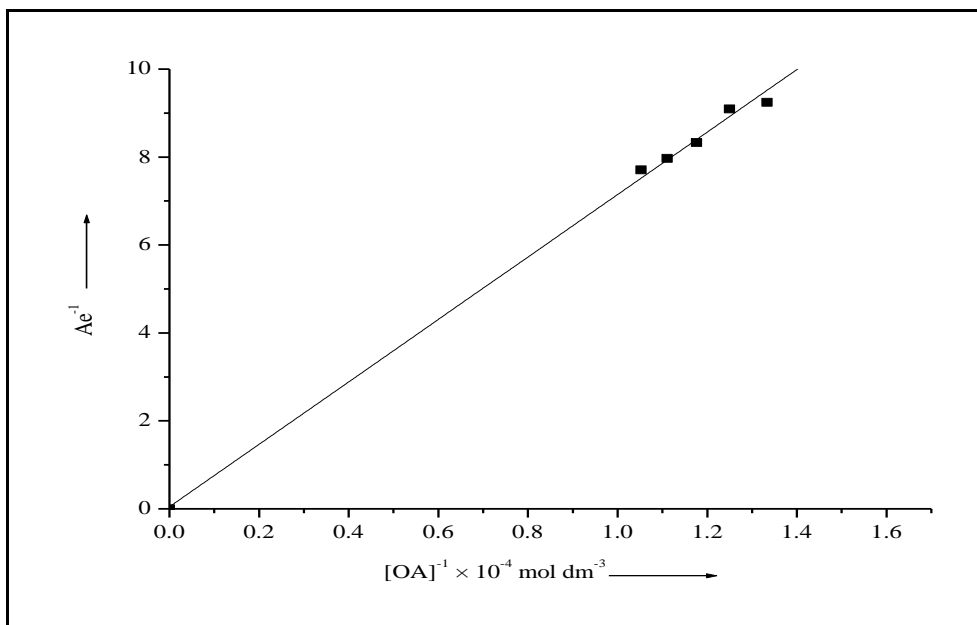


Fig. 6. Plot $(A_e)^{-1}$ vs $[OA]^{-1}$ at $[I] = 9.0 \times 10^{-4} \text{ mol dm}^{-3}$, $\text{pH} = 6.5$, $[\text{Mn}^{\text{II}}] = 7.28 \times 10^{-6} \text{ mol dm}^{-3}$, $\text{Temp.} = 30 \pm 0.01^\circ\text{C}$, $\text{Acetone} = 5.0 \%$ (v/v), $\lambda_{\text{max}} = 490 \text{ nm}$

Likewise, from Fig. 6, we obtain, slope, $S_2 = 5.97 \times 10^{-3}$ and intercept, $I_2 = 1.39$. Eq. (16) shows $K_I = I_2 / S_2$. From the values of S_2 and I_2 , we obtain $K_I = 2.33 \times 10^3$.

Now from the K_I value of 2.33×10^3 (at $[I] = 9.0 \times 10^{-4} \text{ mol dm}^{-3}$), which is equal to $K [I]$, the value of K was found to be 2.58×10^6 . On the other hand from the K_I value of 229.66 (at $[OA] = 8 \times 10^{-5} \text{ mol dm}^{-3}$), which is equal to $K [OA]$, the value of K is found to be 2.87×10^6 .

The excellent agreement between the K values, as determined from the $[I]$ and $[OA]$ variations at fixed $[\text{Mn}^{\text{II}}]_0$, validates the hypothesis regarding the formation of ternary complex. The average value of K is $(2.73 \pm 0.15) \times 10^6$ at $\text{pH} = 6.5$, $[\text{Mn}^{\text{II}}]_0 = 7.28 \times 10^{-6} \text{ mol dm}^{-3}$ and 30°C

3.3. Kinetics of ternary complex formation

The complete profile of a kinetics run is shown in Fig. 4. As indicated earlier, the reaction occurs in two stages the second stage is relatively slow. The first stage represents possibly the formation of ternary yellow complex, for which the stability constant determination has just been described. The kinetics of the formation of the complex was studied at 490 nm under pseudo first order conditions with $[I]$ being in excess over $[OA]$ and $[\text{Mn}^{\text{II}}]_0$ both and $[OA]$ being in excess over $[\text{Mn}^{\text{II}}]_0$. The ternary complex formation follows the first order kinetics and the values of first order rate constant, k_{obs} , are given in Table 2. Some first order plots are given in Figs. 7 and 8.

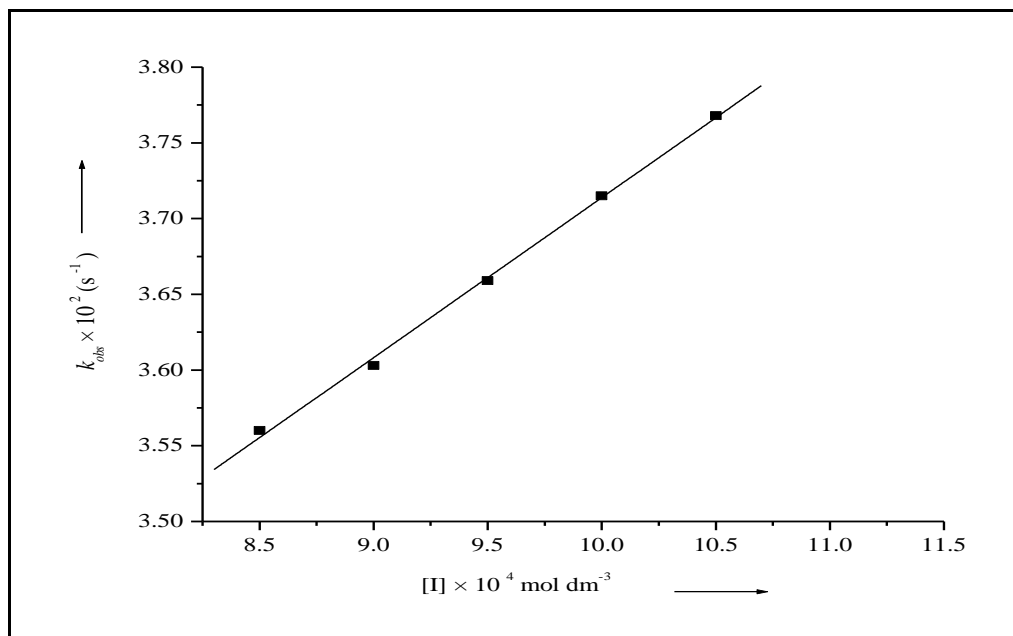


Fig. 7. k_{obs} vs $[I]$ plot at $[OA] = 8.0 \times 10^{-5} \text{ mol dm}^{-3}$, $[Mn^{II}] = 7.28 \times 10^{-6} \text{ mol dm}^{-3}$, $\text{pH} = 6.5$, $\text{Temp.} = 30 \pm 0.01^\circ\text{C}$, Acetone = 5.0 % (v/v), $\lambda_{\text{max}} = 490 \text{ nm}$

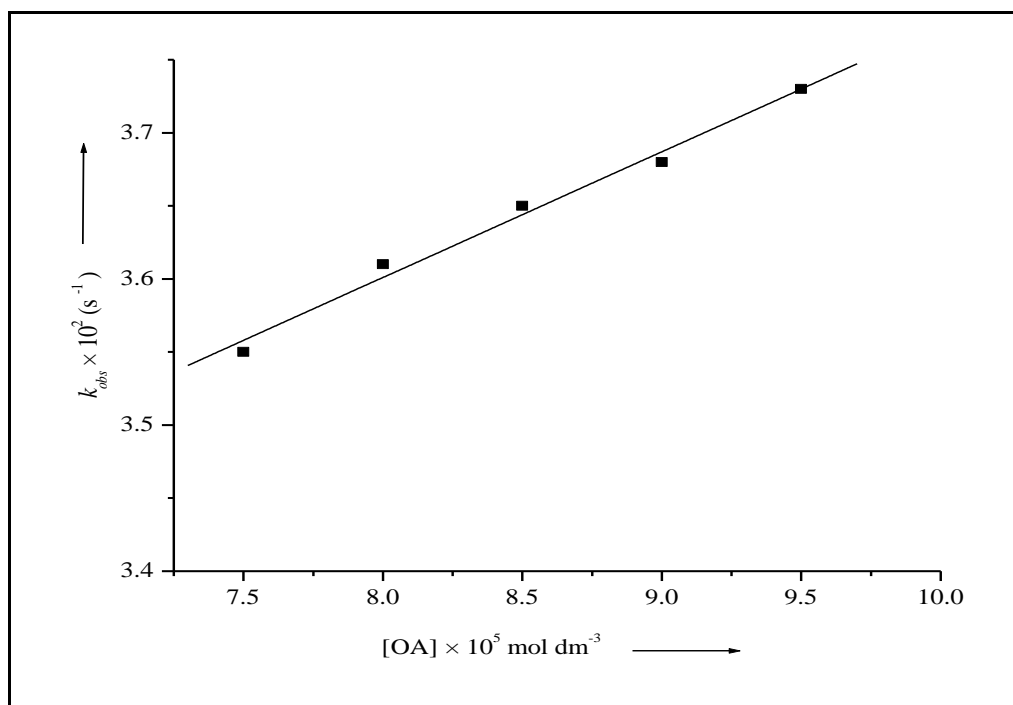


Fig. 8. k_{obs} vs $[OA]$ plot at $[I] = 9.0 \times 10^{-4} \text{ mol dm}^{-3}$, $[Mn^{II}] = 7.28 \times 10^{-6} \text{ mol dm}^{-3}$, $\text{pH} = 6.5$, $\text{Temp.} = 30 \pm 0.01^\circ\text{C}$, Acetone = 5.0 % (v/v), $\lambda_{\text{max}} = 490 \text{ nm}$

Table-2 Effect of variation of concentration of reactants and [Mn^{II}] on the reaction rate pH = 6.5, Temp. = 30.0 ± 0.01°C, Acetone = 5.0 % (v/v), λ_{max} = 490 nm.

[I] × 10 ⁴ (mol dm ³)	[OA] × 10 ⁵ mol dm ³	[Mn ^{II}] × 10 ⁶ (mol dm ³)	k _{obs} × 10 ² (s ⁻¹)	k _{cat} × 10 ⁻⁶ (dm ⁶ mol ⁻² s ⁻¹)
8.5	8.0	7.28	3.56	5.75
9.0	8.0	7.28	3.61	5.49
9.5	8.0	7.28	3.66	5.30
10.0	8.0	7.28	3.71	5.10
10.5	8.0	7.28	3.77	4.93
9.0	7.5	7.28	3.55	5.42
9.0	8.0	7.28	3.61	5.49
9.0	8.5	7.28	3.65	5.56
9.0	9.0	7.28	3.68	5.61
9.0	9.5	7.28	3.73	5.69
9.0	8.0	2.93	1.49	5.65
9.0	8.0	4.38	2.33	5.91
9.0	8.0	5.83	2.99	5.71
9.0	8.0	7.28	3.61	5.49

The value of k_{obs} appear to be only dependent on [OA] & [I] which were in excess as compared to [Mn^{II}]. k_{obs} may be defined by the Eq.

$$k_{obs} = k_f' [I] + k_r \quad (17)$$

where k_f' and k_r are empirical rate constants as defined later. As required by Eq. (17), the plot of k_{obs} versus [I] is linear as shown in Fig. 13. From this plot, the value of k_f' and k_r were found to be 10.56 L mol⁻¹ s⁻¹ and 2.66 × 10⁻² s⁻¹, respectively.

3.4. Mechanism of the reaction

The kinetics results of ternary complex formation may be explained by the mechanism (Eqs. 2-3), which is decidedly not unique. It is possible to write one or more alternative mechanisms to explain the results obtained in this study.

The rate of formation of C₂ is given by:

$$d[C_2]/dt = k_f [Mn^{II} \cdot OA] [I] - k_r [C_2] \quad (18)$$

where [C₂] is the concentration of the ternary complex at time t .

By mass balance,

$$[Mn^{II}]_0 = [Mn^{II}] + [Mn^{II} \cdot OA] + [C_2] \quad (19)$$

Assuming that the concentration of Mn^{II} - OA is very small, and then on neglecting it, Eq. (19) becomes Eq. (20).

$$[Mn^{II}]_0 = [Mn^{II}] + [C_2] \quad (20)$$

Assuming that equilibrium for the formation of the binary complex, Mn^{II} - OA, is rapidly established then the value of concentration of Mn^{II} - OA is given by Eq. (21).

$$K_I = [Mn^{II} \cdot OA] / [Mn^{II}] [OA] \quad (21)$$

Substituting [Mn^{II} - OA] = $K_I [Mn^{II}] [OA]$ in Eq. (18), we get,

$$d[C_2]/dt = k_f K_I [Mn^{II}] [OA] [I] - k_r [C_2] \quad (22)$$

On substituting $[Mn^{II}] = [Mn^{II}]_0 - [C_2]$ from Eq. (20) in Eq. (22), we get,

$$d[C_2]/dt = k_f K_I [Mn^{II}]_0 [OA][I] - [C_2](k_f K_I [OA][I] + k_r) \quad (23)$$

If the ternary complex formation attains equilibrium then, $d[C_2]/dt = 0$ and $[C_2] = [C_2]_{eq}$, where $[C_2]_{eq}$ is the concentration of ternary complex at equilibrium. Under these conditions Eq. (23) becomes Eq. (24).

$$k_f K_I [Mn^{II}]_0 [OA][I] = [C_2]_{eq} (k_f K_I [OA][I] + k_r) \quad (24)$$

Now from Eqs. (23) and (24), we get,

$$d[C_2]/dt = (k_f K_I [OA][I] + k_r) ([C_2]_{eq} - [C_2]) \quad (25)$$

which on modification becomes,

$$d[C_2]/dt = k_{obs} ([C_2]_{eq} - [C_2]) \quad (26)$$

where

$$k_{obs} = k_f K_I [OA][I] + k_r \quad (27)$$

$$\text{or } k_{obs} = k_f' [I] + k_r$$

$$\text{where } k_f' = k_f K_I [OA]$$

On integrating Eq. (26), we get,

$$\ln\{[C_2]_{eq} / ([C_2]_{eq} - [C_2])\} = k_{obs} \cdot t \quad (28)$$

According to Eq. (27) the plot of k_{obs} versus $[I]$ (at constant $[OA]$) is straight line with a intercept = k_r and slope = $k_f K_I [OA]$ (Fig. 7).

Likewise, from Eq. (27) the plot of k_{obs} versus $[OA]$ (at constant $[I]$) is also straight line with intercept = k_r and slope = $k_f K_I [I]$ (Fig. 8). The values of slopes and intercepts determined from these Figures are given in Table 3.

Table 3 Data Analysis for $[Mn^{II}$ -OA-I] ternary complex formation

[I] (mol dm ³)	[OA] mol dm ³)	Plot	Intercept = $k_r \times 10^2$	k_f' (slope) = k_f $K_I [I]$	k_f' (slope) = $k_f K_I [S]$	$k_f K_I$ $\times 10^{-5}$	$k_f K_I / k_r$ $\times 10^{-6}$
Variation	8×10^{-5}	k_{obs} vs [I]	2.658	10.56	-	1.32	4.97
9.0×10^{-4}	variation	k_{obs} vs [OA]	2.894		87.806	0.98	3.37

Using the values of intercepts and slopes of plots in Figs. 7 and 8, the values of $k_f K_I$ were found to be 1.32×10^5 and 9.8×10^4 dm⁶ mol⁻² s⁻¹ from I and OA variations, respectively. Likewise, the values of $k_f K_I / k_r$ determined from same figures were found to be 4.97×10^6 and 3.37×10^6 dm⁶ mol⁻². The good agreement between the parameters determined from two different variations support the mechanism and the rate law proposed.

References:

1. Pinheiro H.M., Touraud E. and Thomas O., Aromatic amines from azo dye reduction: status review with emphasis on direct UV spectrophotometric detection in textile industry wastewaters, *Dyes and Pigments*. 2004, 61, 121-139.
2. Dupret J.M., Dairou J., Busi F., Silar P., Martins M., Mougin C., Lima F.R. and Cocaign A., Pesticide-Derived Aromatic Amines and Their Biotransformation, in: Stoytcheva, M., (Ed.), *Pesticides in the Modern World - Pests Control and Pesticides Exposure and Toxicity Assessment*, In Tech.Croatia., 2011, pp. 601-614.
3. Mortensen S.K., Trier X.T., Foverskov A., and J. H. Petersen, Specific determination of 20 primary aromatic amines in aqueous food stimulants by liquid chromatography- electrospray ionization-tandem mass spectrometry, *J. Chromatogr. A.*, 2005, 1091, 40- 50.
4. Gupta V.K., *React. Kinet. Catal. Lett.*, Kinetics and mechanism of oxidation of p-substituted anilines by peroxydisulphate ion in acetic acid-water medium. *React. Kinet. Catal. Lett.*, 1985, 27, 207- 211.
5. Mansoor S.S. and Shafi S.S., Oxidation of some para-substituted anilines by benzimidazolium fluorochromate in aqueous acetic acid medium-A kinetic and mechanistic study *Arab. J. Chem.*, 2014, 7, 171-176.
6. Pavolva V.K., Sevchenko Ya.S. and Yatsimirskii K.B., Kinetics and Mechanism of oxidation reaction of diethylaniline with periodate, *Zh. Fiz. Khim.*, 1970, 44, 658-663.
7. Kaushik R.D., Amrita, Dubey M. and Singh R.P., Periodate oxidation of p- bromoaniline in acetone-water medium – A kinetic-mechanistic study, *Asian J. Chem.*, 2004, 16(2), 831-836.
8. Kaushik R.D., Kumar V., Arya R.K. and Singh D., Periodate oxidation of o-toluidine in acetone – water medium --- A kinetic and mechanistic study, *Asian J. Chem.*, 2000, 12, 1123-1128.
9. Kaushik R.D., Singh R.P., and Shashi., A kinetic – mechanistic study of periodate oxidation of p-chloroaniline, *Asian J. Chem.*, 2003, 15, 1485-1490.
10. Kaushik R.D., Malik R. and Kumar A., Kinetics and mechanism of periodate oxidation of o-anisidine in acetone-water medium, *J. Indian Chem. Soc.*, 2010, 87, 317-323.
11. Kaushik R.D., Manila, Kumar D., and Singh P., Kinetics and mechanism of periodate oxidation of p-anisidine in acetone-water medium, *Oxid. Commun.*, 2010, 33, 519-528.
12. Kaushik R.D., Kumari R., Kumar T. and Singh P., Periodate oxidation of N, N- dimethylaniline and N, N-diethylaniline, *J. Chem.*, 2010, 22(10), 7959-7968.
13. Kaushik R.D., Chauby A.K. and Garg P. K., Kinetics and Mechanism of periodate oxidation of p-phenetidine, *Asian J. Chem.*, 2003, 15, 1655-1658.
14. Kaushik R.D., Arya R.K. and Kumar S., Periodate oxidation of aromatic amines: Kinetics and mechanism of oxidation of N-ethylaniline in acetone-water medium, *Asian J. Chem.*, 2000, 12, 1229-1234.
15. Kaushik R.D., Oswal S.D. and Singh D., A kinetic and mechanistic study of periodate oxidation of o-ethylaniline in acetone-water medium, *Asian J. Chem.*, 2000, 12, 1129-1134.
16. Kaushik R.D., Kumar V. and Kumar S., Periodate oxidation of N-methylaniline in acetone-water medium- A kinetic and mechanistic study, *Asian J. Chem.*, 1999, 11, 633-638.
17. Kaushik R.D., Singh D., Joshi R. and Kumar S., Kinetics of periodate oxidation of aromatic amines— studies on kinetic parameters and isokinetic relationship for few anilines, *Asian J. Chem.*, 1998, 10, 573-576.
18. Kaushik R.D., Joshi R. and Singh D., Periodate oxidation of aromatic amines--- studies on the role of substituents and linear free energy relationships, *Asian J. Chem.*, 1998, 10, 567-572.
19. Kaushik R.D. and Joshi R, Kinetics and mechanism of periodate oxidation of m – toluidine in acetone – water medium, *Asian J. Chem.*, 1997, 9, 527-532.
20. Kaushik R.D., Rath P., Manila Singh J. and R. Yadav, New Kinetic-Spectrophotometric method for Microgram determination of Doxycycline Hyclate in aqueous formulations, Tablets and Capsules, *J. Chem. Pharm. Res.*, 2014, 6(7), 2752-2758.
21. Dolmanova I.F., Poddubienko V.P. and Peshkova V.M., Determination of manganese by kinetic method using the oxidation of p- phenetidine by potassium periodate, *Zh. Anal. Khim.*, 1970, 25, 2146-2150.

22. Kaushik R.D., Shashi, Amrita, and Devi S., Kinetics and mechanism of Mn(II) catalysed periodate oxidation of 4-chloro-2-methyl aniline, *Asian J. Chem.*, 2004, 16, 818-822.
23. Kaushik R.D., Kumar D., Kumar A. and Kumar A., Manganese(II) catalysed oxidation of 2, 4-xylidine by periodate – A kinetic-mechanistic study, *J. Indian Chem. Soc.*, 2010c, 87(7), 811-816.
24. Kaushik R.D., M. Kaur, Malik R. and Kumar A., Studies on Manganese (II) catalysed oxidation of N-methylaniline by periodate ion, *Int. J. Chem. Sci.*, 2010d, 8(3), 1379-1388.
25. Kaushik R.D., Kumar A., Kumar T. and Singh P., Manganese (ii) catalysed periodate oxidation of p-toluidine- A kinetic- mechanistic study, *React. Kinet. Mech. Cat.*, 2010e, 101, 13-23.
26. Kaushik R.D., Malik R., Kumar T. and Singh P., Manganese(II) catalysed periodate oxidation of 2-amino-m-xylene-A Kinetic-Mechanistic Study, *Oxid. Commun.*, 2012, 35(2), 316-326.
27. Singh J., Malik R., Singh O., Sushma, and Kaushik R.D., Kinetics and Mechanism of Mn^{II} catalyzed periodate oxidation of o-anisidine, *Int. J. Chem. Sci.*, 2014, 12(2), 445-455.
28. Kaushik R.D., Sundriyal P., Tyagi P., Singh P. and Singh J., Mn^{II} catalyzed periodate oxidation of N, N-diethyl-m-toluidine- A Kinetic and Mechanistic study, *Int. J. Chem. Sci.*, 2014, 12(2), 600-610.
29. Kaushik R.D., Singh J., Manila., M. Kaur, and Singh P., Kinetics and Mechanism of Mn^{II} catalyzed periodate oxidation of p-anisidine with particular reference to the effect of pH, *Bull. Chem. React. Eng. & Cat.*, 2014, 9 (3), 182-191.
30. Kaushik R.D., Malik R., Singh.O., Manila, and Singh J., Application of periodate oxidation of N, N-diethyl-m-toluidine for nanogram determination of Manganese, *Int. J. Chem.Tech. Res.*, 2014, 6(5), 2695-2703.
31. Kaushik R.D., Yadav R., Tiwari M.M., Rathi P. and Singh J., Oxidation of Doxycycline Hyclate by Periodate ion-Study of Kinetics, *Der Pharmacia Lettre*, 2014, 6 (4), 78-85.
32. Kaushik R.D., Malik R., Tiwari M.M., Singh J. and Singh P., Kinetics –spectrophotometric determination of Mn^{II} in nanograms based on its catalytic effect on periodate oxidation of 2-amino-m-xylidine, *Res. J. Pharma. Bio.Chem Sci.*, 2014, 5(3), 1963-1971.
33. Kaushik R.D., Malik R., Agarwal R. and Singh J., Kinetics and Mechanism of Mn^{II} catalysed periodate oxidation of 2, 3-Xylidine in acetone –water medium, *Res. J. Pharm. Biol. Chem. Sci.*, 2014, 5(3), 1644-1653.
34. Britton H.T.S., *Hydrogen ions*, D. Von Nostrand Co., 1956, p. 354.
35. Conklin M.H. and Hoffmann M.R., *Metal Ion-Sulfur (IV) Chemistry. 3. Thermodynamics and Kinetics of Transient Iron(III)-Sulfur(IV) Complexes* *Environ. Sci. Technol.*, 1988, 22, 899-907.
36. Gupta K.S., Jain U., Singh A., Dhayal Y. and Rani A., Kinetics of palladium(II)- catalysed oxidation of sulfur(IV) by oxygen, *J. Indian Chem. Soc.* 2012, 89, 1035- 1043.
