

## Asymmetric Synthesis of Dihydropyrimidines Using Chiral Schiff Base Copper(II) Complex as a Chiral Catalyst

Mahmood Kamali

Kharazmi University, Faculty of Chemistry, 49-Mofetteh Ave. Tehran, Iran

**Abstract:** Asymmetric Biginelli reaction was performed to afford the corresponding chiral 3,4-dihydropyrimidine-2-ones (**DHPOs**), and their sulfur analogs 3,4-dihydropyrimidine-2-thiones (**DHPTs**). These compounds were obtained in high yields with good enantioselectivities (up to 79 ee%, dominant enantiomers: S-configuration and dextrorotatory) in the presence of bis{(S)-(+)-(1-phenylethyl)-[(2-oxo-1H-benzo-1-ylidene)methyl]aminato}copper(II) (**BPACu**) as a chiral catalyst, under the solvent-free conditions. This method has several advantages, for example good enantioselectivities, high to excellent products yields, short times reaction, easy work up and solvent free condition. Also, this catalyst was recyclable for three consecutive runs.

**Keywords:** Enantioselective synthesis, Asymmetric synthesis, 3,4-dihydropyrimidine-2-one, 3,4-dihydropyrimidine-2-thione, Chiral Schiff Base Copper(II) Complex.

### Introduction

The Biginelli reaction, one of the most useful multicomponent reactions, affords 3,4-dihydropyrimidines (**DHPs**)<sup>1,2</sup>. Academic researches during years from discovery this reaction<sup>3</sup>, are shown that **DHPs** have pharmaceutical properties (antiviral, antitumor, antibacterial, and antiinflammatory properties)<sup>4-7</sup>. From structural point of view, due to the stereogenic center (C<sub>4</sub>) (Fig. 1), **DHPs** have two enantiomers. Each enantiomer may be show different pharmaceutical activities<sup>8-10</sup>. The methods to obtain of optically pure **DHP** such as chiral auxiliary-assisted<sup>11-15</sup> and the catalytic asymmetric reaction<sup>16-18</sup> (easier methods), have rarely been reported in the literature.

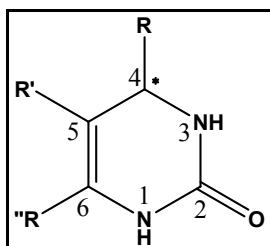


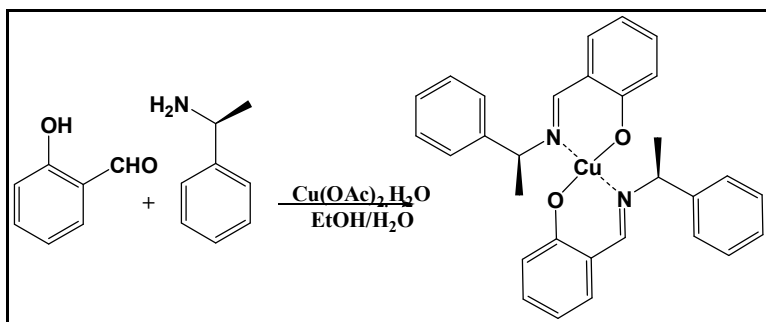
Fig. 1 Structure of DHP

Chiral Schiff Base Copper(II) Complex has shown catalysts effects for asymmetric synthesis (in example cyclopropanations<sup>19,20</sup>, aziridination<sup>21</sup>, oxidation<sup>22</sup> and Hetero-Diels-Alder reactions<sup>23,24</sup>).

In continuation of my investigations on the synthesis of (**DHPOs** & **DHPTs**) via Biginelli protocols<sup>25, 26</sup>, here in, I wish to report using efficient synthetic chiral catalysts **BPACu**<sup>24, 27</sup> in the preparation of **DHPOs** & **DHPTs** in high yields with good enantiomer excess.

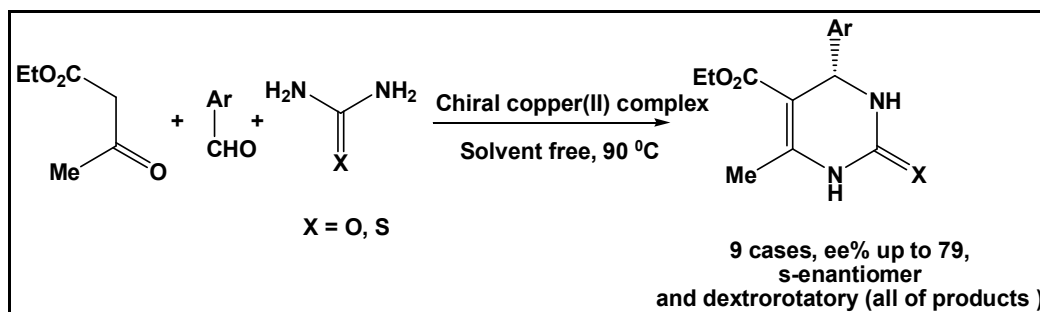
## Results and discussion

In this research, initially, the copper chiral complex ((**S**)-(+)-**BPACu**) was synthesized using of benzaldehyde, (**S**)-1-phenylethylamine and  $\text{Cu}(\text{OAc})_2 \cdot \text{H}_2\text{O}$  in manner of reported by Ana L. Iglesias<sup>24</sup> and J. M. Ferná'ndez-G. et al.<sup>27</sup> (Scheme 1).



**Scheme 1** Synthesis of chiral copper complex ( $\text{C}_{30}\text{H}_{28}\text{N}_2\text{O}_2$ )

The free-solvent biginelli reaction were performed by the reaction, benzaldehyde and urea with ethyl acetoacetate in the presence of chiral catalyst (20 mol%) to afford the desired **DHPO** (**7a**) in 88% yield (ee% of 73%) as model case study (Scheme 2). Then the reaction conditions were optimized by conducting the reaction at different temperatures, amount of catalyst and times. The results are summarized in Table 1, whereby better yields were obtained when the temperature was at 90 °C with 3 h reaction time and in the presence 5 mol% of catalyst.



**Scheme 2** Enantioselective Biginelli reaction

**Table 1** Synthesis of **7a** under different conditions for optimization of reactions

Temp °C of React.	BPACu as catalyst (mol %)	Time(h)	Product Yield (%)
80	20	4	65
90	20	4	88
100	20	4	82
90	10	4	88
90	5	4	88
90	2.5	4	79
<b>90</b>	<b>5</b>	<b>3</b>	<b>88</b>
90	5	2	67

Several activated and deactivated aromatic aldehydes underwent the reaction to give the corresponding **DHPs** in high yields and good enantioselectivities with (**S**) configuration. The experimental procedure was very simple, convenient, and had the ability to tolerate a variety of other functional groups such as methoxy, nitro, hydroxy, and halides under the reaction conditions (Table 2).

Enantiomeric excess (ee%) (Optical purity) of synthesized **DHPs**, were obtained from the measurement of optical rotation of **DHPs** by polarimeter and comparison with their pure enantiomers (reported by Liu-Zhu Gong et.al. and Chengjian Zhu et.al.<sup>16,17</sup>) (Table 2), using formula as follows:

$$\text{Optical purity} = \% \text{ enantiomeric excess} = \% \text{ enantiomer}_1 - \% \text{ enantiomer}_2 = \frac{100 [\alpha]_{\text{mixture}}}{[\alpha]_{\text{pure sample}}}$$

**Table 2 Details Biginelli synthesis**

Entry	Ar	Urea	Thio Urea	Product Yield %	$[\alpha]_{\text{D}}^{20}$ for pure enantiomer	$[\alpha]_{\text{D}}^{20}$ for reaction mixture	ee% (calculated)	mp °C found
1	C <sub>6</sub> H <sub>5</sub>	*		<b>7a</b> 88	58 <sup>16</sup>	42.3	73	205-207
2	C <sub>6</sub> H <sub>5</sub>		*	<b>7b</b> 86	68 <sup>16</sup>	51.7	76	206-208
3	2-Cl-C <sub>6</sub> H <sub>5</sub>	*		<b>7c</b> 85	61 <sup>16</sup>	43.3	71	221-223
4	2-Cl-C <sub>6</sub> H <sub>5</sub>		*	<b>7d</b> 83	73 <sup>16</sup>	51.1	70	216-218
5	2-HO-C <sub>6</sub> H <sub>5</sub>	*		<b>7e</b> <b>87</b>	63 <sup>16</sup>	49.8	79	198-201
6	3-MeO-C <sub>6</sub> H <sub>5</sub>	*		<b>7f</b> 82	102.9 <sup>17</sup>	77.2	75	205-207
7	3-(NO <sub>2</sub> )-C <sub>6</sub> H <sub>4</sub>	*		<b>7g</b> 86	91 <sup>16</sup>	70.1	77	227-229
8	3-HO-C <sub>6</sub> H <sub>4</sub>	*		<b>7h</b> 88	59 <sup>16</sup>	45.4	77	187-189
9	3-HO-C <sub>6</sub> H <sub>4</sub>		*	<b>7i</b> 86	71 <sup>16</sup>	53.2	75	182-184

For example: the pure enantiomer of **DHP 7a** with **R** configuration has optical specific rotation of -58 °<sup>16</sup> and therefore the other enantiomer (**(S)-DHP**) has a specific rotation of +58 °. Specific rotation of the corresponding reaction mixture was obtained +42.3 ° (by polarimeter). The result, optical purity of the mixture was calculated as below.

$$\text{Optical purity, \%} = 100 [\alpha]_{\text{mixture}} / [\alpha]_{\text{pure sample}} = 100 (+42.3) / +58 = 73\%$$

Interestingly, the catalyst can be recycled for three consecutive runs without significant loss of activity (Table 3). For this purpose, after completion of the reaction, the reaction mixture was cooled to room temperature and then diethyl ether was added. The precipitated solid was recovered by filtration, and reused for the similar reaction.

**Table 3 Recycled of BPACu in the synthesis of Biginelli reactions**

Catalyst	Runs			
	1	2	3	4
Product yield (%)	88	87	80	61

## Experimental

All reactions were carried out in an efficient hood. The starting materials were purchased from Merck and Fluka chemical companies. Melting points were determined with a Branstead Electrothermal model 9200 apparatus and are uncorrected. Optical rotations were determined at 25 °C with a Bellingham & Stanley P20 Polarimeter. IR spectra were recorded on a Perkin Elmer RX 1 Fourier transform infrared spectrometer. The <sup>1</sup>H and <sup>13</sup>C NMR spectra were recorded in DMSO-d<sub>6</sub> and Acetone-d<sub>6</sub> on Bruker Avance 300 MHz spectrometers. Elemental analyses were carried out by a Perkin Elmer 2400 series II CHN/O analyzer.

### Synthesis of bis{(S)-(+)-(1-phenylethyl)-[(2-oxo-1H-benzo-1-ylidene)methyl]aminato}co-ppcr(II) (BPACu)<sup>23,27</sup>:

To a solution of the salicylaldehyde (0.002 mol) in EtOH (200 cm<sup>3</sup>) was added a solution of (S)-(-)-1-phenylethylamine (0.002 mol) in EtOH (200 cm<sup>3</sup>) followed by Cu(OAc)<sub>2</sub>.H<sub>2</sub>O (0.0011 mol) in H<sub>2</sub>O (10 cm<sup>3</sup>). The mixture was refluxed under nitrogen atmosphere for 18 h, then concentrated until a black mass was observed. It was then cooled in an ice bath until precipitation was completed, the black solid was collected by filtration, washed with a mixture cold H<sub>2</sub>O-EtOH 9:1 and dried. Recrystallization from CH<sub>2</sub>Cl<sub>2</sub>-EtOH gave the complex as black crystals in 55% Yield; mp 148-149 °C (Found C, 70.29; H, 5.44; N, 5.58. Calc. for C<sub>30</sub>H<sub>28</sub>N<sub>2</sub>O<sub>2</sub>Cu: C, 70.36; H, 5.51; N, 5.47 %).

### General procedure synthesis of DHPs:

A mixture of an aldehyde (2 mmol), ethyl acetoacetate (2 mmol), urea or thiourea (3 mmol) and catalyst BPACu (5 mol %) was heated on oil-bath with stirring at 90 °C for three hours (Tables 1 and 2). After cooling, diethylether was added and then precipitated solid was isolated by filtration. The solvent removed by evaporation, the crude product was recrystallized from ethanol to give the corresponding pure product. In all of products, the dominant enantiomer was the dextrorotatory and S-enantiomer.

**(+)-5-Ethoxycarbonyl-6-methyl-4-phenyl-3,4-dihydropyrimidin-2(1H)-one (7a):** ee% = 73; [ $\alpha$ ]<sub>D</sub><sup>20</sup> = +42.3 ° (c=0.5, MeOH); mp 204-206 °C; IR (KBr): 3243, 1732, 1653, 1593, 600-800 cm<sup>-1</sup>; <sup>1</sup>H NMR (300 MHz, Acetone- d<sub>6</sub>)  $\delta$ : 1.11-1.16 (t, 3H, *J* = 7.1 Hz), 2.37 (s, 3H), 3.99-4.07 (q, 2H, *J* = 7.1 Hz), 5.35 (s, 1H), 6.8 (s, 1H), 7.36-7.22 (m, 5H), 8.29 (s, 1H); <sup>13</sup>C NMR (75 MHz, Acetone- d<sub>6</sub>)  $\delta$ : 14.4, 18.3, 55.9, 60.2, 100.9, 125.4, 127.6, 129.2, 133.3, 144.1, 148.9, 166.1; Anal. Calcd for C<sub>14</sub>H<sub>16</sub>N<sub>2</sub>O<sub>3</sub>: C, 64.60; H, 6.20; N, 10.76. Found: C, 64.25; H, 5.99; N, 10.98.

**(+)-5-Ethoxycarbonyl-6-methyl-4-phenyl-3,4-dihydropyrimidin-2(1H)-thione (7b):** ee% = 76; [ $\alpha$ ]<sub>D</sub><sup>20</sup> = +51.7 ° (c=0.5, MeOH); mp 206-208 °C; IR (KBr): 3328, 2979, 1668, 1573, 1465, 600-800 cm<sup>-1</sup>; <sup>1</sup>H NMR (300 MHz, DMSO-d<sub>6</sub>)  $\delta$ : 1.08-1.1 (t, 3H, *J* = 7.1 Hz), 2.27 (s, 3H), 3.96-4.03 (q, 2H, *J* = 7.1 Hz), 5.16 (s, 1H), 7.19-7.36 (m, 5H), 8.29 (s, 1H), 9.65 (s, 1H); <sup>13</sup>C NMR (75 MHz, DMSO-d<sub>6</sub>)  $\delta$ : 14.0, 17.1, 54.3, 59.5, 101.3, 126.8, 128.1, 128.9, 143.0, 145.3, 165.1, 174.2; Anal. Calcd for C<sub>14</sub>H<sub>16</sub>N<sub>2</sub>O<sub>2</sub>S: C, 60.85; H, 5.84; N, 10.14. Found: C, 60.80; H, 5.73; N, 10.21.

**(+)-5-Ethoxycarbonyl-6-methyl-4-(2-chlorophenyl)-3,4-dihydropyrimidin-2(1H)-one (7c):** ee% = 71; [ $\alpha$ ]<sub>D</sub><sup>20</sup> = +43.3 ° (c=0.5, MeOH); mp 221-223 °C; IR (KBr): 1706, 1648, 1462, 784, 750, 600-800 cm<sup>-1</sup>; <sup>1</sup>H NMR (300 MHz, DMSO-d<sub>6</sub>)  $\delta$ : 1.00-1.1 (t, 3H, *J* = 7.1 Hz), 2.23 (s, 3H), 3.9-4.0 (q, 2H, *J* = 7.1 Hz), 5.12 (s, 1H), 7.21-7.39 (m, 4H), 7.74 (s, 1H), 9.22 (s, 1H); <sup>13</sup>C NMR (75 MHz, DMSO-d<sub>6</sub>)  $\delta$ : 14.0, 17.7, 51.2, 59.3, 98.9, 127.4, 129.8, 131.8, 134.2, 141.8, 143.0, 148.6, 151.2, 165.1; Anal. Calcd for C<sub>14</sub>H<sub>15</sub>ClN<sub>2</sub>O<sub>3</sub>: C, 57.05; H, 5.13; N, 9.50. Found: C, 56.96; H, 5.02; N, 9.59.

**(+)-5-Ethoxycarbonyl-6-methyl-4-(2-chlorophenyl)-3,4-dihydropyrimidin-2(1H)-Thione (7d):** ee% = 70; [ $\alpha$ ]<sub>D</sub><sup>20</sup> = +51.1 ° (c=0.5, MeOH); mp 216-218 °C; IR (KBr): 3187, 2980, 1687, 1520, 1346, 856, 600-800 cm<sup>-1</sup>; <sup>1</sup>H NMR (300 MHz, DMSO-d<sub>6</sub>)  $\delta$ : 0.97-1.01 (t, 3H, *J* = 7.1 Hz), 2.3 (s, 3H), 3.8-3.9 (q, 2H, *J* = 7.1 Hz), 5.6 (s, 1H), 7.2-7.4 (m, 4H), 9.6 (s, 1H), 10.4 (s, 1H) ppm; <sup>13</sup>C NMR (75 MHz, DMSO-d<sub>6</sub>)  $\delta$ : 13.8, 17.0, 51.3, 59.7, 99.4, 126.5, 127.6, 128.4, 131.7, 140.8, 145.3, 153.1, 164.7, 173.9; Anal. Calcd for C<sub>14</sub>H<sub>15</sub>ClN<sub>2</sub>O<sub>2</sub>S: C, 54.10; H, 4.86; N, 9.01. Found: C, 54.02; H, 4.78; N, 9.13.

**(+)-5-Ethoxycarbonyl-6-methyl-4-(2-hydroxyphenyl)-3,4-dihydropyrimidin-2(1H)-One (7e):** ee% = 79; [ $\alpha$ ]<sub>D</sub><sup>20</sup> = +49.8 ° (c=0.5, MeOH); mp 188-201 °C; IR (KBr): 3260, 3119, 2980, 1692, 1644, 1457, 855, 600-800

cm<sup>-1</sup>; <sup>1</sup>H NMR (300 MHz, DMSO-d<sub>6</sub>) δ: 1-1.17 (t, 3H, *J* = 7.1 Hz), 3.3 (s, 3H), 3.8-3.9 (q, 2H, *J* = 7.1 Hz), 4.13 (s, 1H), 5.4 (s, 1H), 6.9-7.14 (m, 4H), 9.03 (s, 1H), 9.5 (s, 1H) ppm; <sup>13</sup>C NMR (75 MHz, DMSO-d<sub>6</sub>) δ: 14.1, 17.6, 49.3, 58.1, 98.8, 123.7, 126.4, 127.9, 130.4, 146.5, 148.9, 152.0, 154.3, 165.4; Anal. Calcd for C<sub>14</sub>H<sub>16</sub>N<sub>2</sub>O<sub>4</sub>: C, 60.86; H, 5.84; N, 10.14. Found: C, 60.79; H, 5.75; N, 10.19.

**(+)-5-Ethoxycarbonyl-6-methyl-4-(3-methoxyphenyl)-3,4-dihydropyrimidin-2(1H)-One (7f):** ee% = 75; [α]<sub>D</sub><sup>20</sup> = +77.2 ° (c=0.31, EtOAc); mp 205-207 °C; IR (KBr): 3242, 2937, 1700, 1649, 1226, 774, 600-800 cm<sup>-1</sup>; <sup>1</sup>H NMR (300 MHz, DMSO-d<sub>6</sub>) δ: 1.07-1.12 (t, 3H, *J* = 7.1 Hz), 2.2 (s, 3H), 3.7 (s, 3H), 3.9-4 (q, 2H, *J* = 7.1 Hz), 5.01 (s, 1H), 6.7-7.2 (m, 4H), 7.7 (s, 1H), 9.1 (s, 1H) ppm; <sup>13</sup>C NMR (75 MHz, DMSO-d<sub>6</sub>) δ: 14.1, 17.7, 53.4, 54.4, 59.2, 102.6, 112.6, 113.3, 118.9, 129.8, 143.0, 148.6, 152.5, 157.7, 165.3; Anal. Calcd for C<sub>14</sub>H<sub>16</sub>N<sub>2</sub>O<sub>5</sub>S: C, 60.85; H, 5.84; N, 10.14. Found: C, 60.80; H, 5.73; N, 10.21. Anal. Calcd for C<sub>14</sub>H<sub>16</sub>N<sub>2</sub>O<sub>4</sub>: C, 60.86; H, 5.84; N, 10.14. Found: C, 60.77; H, 5.75; N, 10.23.

**(+)-5-Ethoxycarbonyl-6-methyl-4-(3-nitrophenyl)-3,4-dihydropyrimidin-2(1H)-One (7g):** ee% = 77; [α]<sub>D</sub><sup>20</sup> = +70.1 ° (c=0.5, MeOH); mp 227-229 °C; IR (KBr): (3333, 2932, 1707, 1528, 1349, 738, 600-800) cm<sup>-1</sup>; <sup>1</sup>H NMR (300 MHz, DMSO-d<sub>6</sub>) δ: 1.01-1.10 (t, 3H, *J* = 6.2 Hz), 2.2 (s, 3H), 3.9-3.99 (q, 2H, *J* = 6.2 Hz), 5.28 (s, 1H), 7.6-8.1 (m, 4H), 7.89 (s, 1H), 9.3 (s, 1H); <sup>13</sup>C NMR (75 MHz, DMSO-d<sub>6</sub>) δ: 14.1, 17.7, 53.7, 59.6, 99.9, 121.4, 122.1, 129.2, 132.6, 145.1, 145.6, 147.6, 149.2, 151.9, 151.9, 165.0; Anal. Calcd for C<sub>14</sub>H<sub>15</sub>N<sub>3</sub>O<sub>5</sub>: C, 55.08; H, 4.95; N, 13.76. Found: C, 55.01; H, 4.87; N, 13.82.

**(+)-5-Ethoxycarbonyl-6-methyl-4-(3-hydroxyphenyl)-3,4-dihydropyrimidin-2(1H)-one (7h):** ee% = 77; [α]<sub>D</sub><sup>20</sup> = +45.4 ° (c=0.5, MeOH); mp 189-189 °C; IR (KBr): 3260, 3119, 2980, 1692, 1644, 855, 600-800 cm<sup>-1</sup>; <sup>1</sup>H NMR (300 MHz, DMSO-d<sub>6</sub>) δ: 1.10-1.13 (t, 3H, *J* = 7.1 Hz), 2.2 (s, 3H), 3.9-4 (q, 2H, *J* = 7.1 Hz), 5.04 (s, 1H), 7.4-8.2 (m, 4H), 7.41 (s, 1H), 9.15 (s, 1H), 9.4 (s, 1H); <sup>13</sup>C NMR (75 MHz, DMSO-d<sub>6</sub>) δ: 14.2, 17.8, 53.8, 59.4, 99.5, 113.4, 114.3, 116.2, 129.3, 146.4, 148.9, 152.6, 157.4, 165.6; Anal. Calcd for C<sub>14</sub>H<sub>16</sub>N<sub>2</sub>O<sub>4</sub>: C, 60.86; H, 5.84; N, 10.14. Found: C, 60.74; H, 5.77; N, 10.25.

**(+)-5-Ethoxycarbonyl-6-methyl-4-(3-hydroxyphenyl)-3,4-dihydropyrimidin-2(1H)-thione (7i):** ee% = 75; [α]<sub>D</sub><sup>20</sup> = +53.2 ° (c=0.5, MeOH); mp 182-184 °C; IR (KBr): 3260, 3119, 2980, 1692, 1644, 855, 600-800 cm<sup>-1</sup>; <sup>1</sup>H NMR (300 MHz, DMSO-d<sub>6</sub>) δ: 1.09-1.13 (t, 3H, *J* = 7.1 Hz), 2.4 (s, 3H), 3.9-4 (q, 2H, *J* = 7.1 Hz), 5.06 (s, 1H), 7.07-7.26 (m, 4H), 9.5 (s, 1H), 9.6 (s, 1H), 10.4 (s, 1H); <sup>13</sup>C NMR (75 MHz, DMSO-d<sub>6</sub>) δ: 14.0, 17.1, 54.3, 59.7, 99.4, 113.6, 114.6, 117.8, 129.4, 130.2, 144.3, 157.8, 165.6, 174.3; Anal. Calcd for C<sub>14</sub>H<sub>16</sub>N<sub>2</sub>O<sub>4</sub>: C, 60.86; H, 5.84; N, 10.14. Found: C, 60.78; H, 5.77; N, 10.19.

## References

1. Kenner, G.W.; Todd, A. Pyrimidine and its derivatives In Heterocyclic Compounds; Elderfield, R. C. Ed.; John Wiley and Sons, Inc.: New York, 1957; Vol. 6, p 239.
2. Zaugg, H.E., Martin, W.B. Org. Reactions; Adams, R. Ed.; John Wiley and Sons, Inc.: New York, 1965; Vol. 14, p 88-90.
3. Biginelli, P. Ueber Aldehyduramide des Acetessigäthers (I). Ber. Dtsch. Chem. Ges. 1891, 24, 1317-1319.
4. Biginelli, P. Ueber Aldehyduramide des Acetessigäthers (II) Ber. 1891, 24, 2962-2967.
5. Atwal, K. S.; Swanson, B. N.; Unger, S. E.; Floyd, D. M.; Moreland, S.; Hedberg, A.; O'Reilly, B. C. Dihydropyrimidine calcium channel blockers. 3. 3-Carbamoyl-4-aryl-1,2,3,4-tetrahydro-6-methyl-5-pyrimidinecarboxylic acid esters as orally effective antihypertensive agents. J. Med. Chem. 1991, 34, 806-811.
6. Kappe C. O. Biologically active dihydropyrimidones of the Biginelli-type. A literature survey. Eur. J. Med. Chem. 2000, 35, 1043-1052.
7. Kappe C. O. The Generation of Dihydropyrimidine Libraries Utilizing Biginelli Multicomponent Chemistry. QSAR Comb. Sci. 2003, 22, 630-645.
8. Rovnyak, G. C.; Kimball, S. D.; Beyer, B.; Cucinotta, G.; DiMarco, J. D.; Gougoutas, J.; Hedberg, A.; Malley, M.; McCarthy, J. P.; Zhang, R.; Moreland, S. Calcium entry blockers and activators: conformational and structural determinants of dihydropyrimidine calcium channel modulators. J. Med. Chem. 1995, 38, 119-129.

9. Mayer, T. U.; Kapoor, T. M.; Haggarty, S. J.; King, R. W.; Schreiber, S. L.; Mitchison, T. J. Small molecule inhibitor of mitotic spindle bipolarity identified in a phenotype-based screen. *Science* 1999, 286, 971-974.
10. Deres, K.; Schroder, C.H.; Paessens, A.; Goldmann, S.; Hacker, H.J.; Weber, O.; Kramer, T.; Niewöhner, U.; Pleiss, U.; Stoltefuss, J.; Graef, E.; Koletzki, D.; Masantschek, RN; Reimann, A.; Jaeger, R; Gross, R.; Beckermann, B.; Schlemmer, KH; Haebich, D.; Rübsamen-Waigmann, H. Inhibition of hepatitis B virus replication by drug-induced depletion of nucleocapsids. *Science* 2003, 299, 893-896.
11. Taylor, M. S.; Jacobsen, E. N. Asymmetric catalysis by chiral hydrogen-bond donors. *Angew. Chem., Int. Ed.* 2006, 45, 1520-1543.
12. Connon, S. J. Chiral phosphoric acids: powerful organocatalysts for asymmetric addition reactions to imines. *Angew. Chem., Int. Ed.* 2006, 45, 3909-3912.
13. Takemoto, Y. Recognition and activation by ureas and thioureas: ... ureas and thioureas as hydrogen-bonding donors. *Org. Biomol. Chem.* 2005, 3, 4299-4306.
14. Bolm, C.; Rantanen, T.; Schiffers, I.; Zani, L. Protonated Chiral Catalysts: Versatile Tools for Asymmetric Synthesis. *Angew. Chem., Int. Ed.* 2005, 44, 1758-1763.
15. Schreiner, P. R. Metal-free organocatalysis through explicit hydrogen bonding interactions. *Chem. Soc. Re.* 2003, 32, 289-296.
16. Huang Y.; Yang, F.; Zhu, H. Highly enantioselective Biginelli reaction using a new chiral ytterbium catalyst: asymmetric synthesis of dihydropyrimidines. *J. Am. Chem. Soc.* 2005, 127, 16386-16387.
17. Chen, X.-H.; Xu, X.-Y.; Liu, H.; Cun, L.-F.; Gong, L.-Z. Highly Enantioselective. Organocatalytic Biginelli Reaction. *J. Am. Chem. Soc.* 2006, 128, 14802-14803.
18. Karthikeyan, p.; Aswar, S. A; Muskawar, P. N.; Bhagat, P. R.; Kumar S. S. Development and efficient 1-glycyl-3-methyl imidazolium chloride–copper(II) complex catalyzed highly enantioselective synthesis of 3, 4-dihydropyrimidin-2(1H)-ones. *J. Organomet. Chem.* 2013, 723, 154-162.
19. Li, z.; Liu, G.; Zheng, Z.; Cheng, H. Asymmetric Cyclopropanation of Styrene Catalyzed by Cu–(Chiral Schiff-Base) Complexes. *Tetrahedron* 2000, 56, 7187-7191.
20. Che, C. M.; Kwong, H. L.; Chu, W. C.; Cheng, K. F.; Lee, W. S.; Yu, H. S; Yeung, C. T.; Cheung, K. K. Copper Complexes of Chiral Tetradentate Binaphthyl Schiff-Base Ligands: Syntheses, X-ray Crystal Structures and Activity in Catalytic Asymmetric Cyclopropanation of Alkenes. *Eur. J. Inorg. Chem.* 2002, 1456-1466.
21. Gillespie, K. M.; Sanders, C. J.; O’Shaughnessy, P.; Westmoreland, I.; Thickitt, C.; Scott, P. Enantioselective Aziridination Using Copper Complexes of Biaryl Schiff Bases. *J. Org. Chem.* 2002, 67, 3450-3458.
22. Zhu, H. B.; Dai, Z. Y.; Huang, W.; Cui, K.; Gou, S. H.; Zhu, C. J. Chiral copper(II) complexes of optically active Schiff bases: syntheses, crystal structure and asymmetric oxidation of methyl phenyl sulfide with hydrogen peroxide. *Polyhedron* 2004, 23, 1131-1137.
23. Lin, L.; Fan, Q.; Qin, B.; Feng, X. Highly Enantio- and Diastereoselective Brassard Type Hetero-Diels–Alder Approach to 5-Methyl-Containing  $\alpha,\beta$ -Unsaturated  $\delta$ -Lactones. *J. Org. Chem.* 2006, 71, 4141-4146.
24. Iglesias, A. L.; Aguirre, G.; Somanathan, R.; Parra-Hake, M. New chiral Schiff base–Cu(II) complexes as cyclopropanation catalysts. *Polyhedron* 2004, 23, 3051-3062.
25. Shockravi, A., Kamali, M., Sharifi, N., Nategholeslam, M., PahlavanMoghanlo, S. One-pot and solvent-free synthesis of 1,4-dihydropyridines and 3,4-dihydropyrimidine-2-ones using new synthetic recyclable catalyst via Biginelli and Hantzsch reactions. *Synth. Commun.* 2013, 43, 1477-1483.
26. Kamali, M.; Shockravi, A.; Saghafi Doost, M.; Hooshmand, S. E. One-pot, solvent-free synthesis via Biginelli reaction: Catalyst-free and new recyclable catalysts *Cogent Chem.* 2015, 1, 1081667.
27. Ferná'ndez-G, J. M.; Ausbun-Valde's, C.; Gonzá'lez-Guerrero, E. E.; Toscano, R. A. Characterization and Crystal Structure of some Schiff Base Copper (II) Complexes derived from Enantiomeric Pairs of Chiral Amines *Anorg. Allg. Chem.* 2007, 633, 1251-1256.

\*\*\*\*\*

**Call for Papers Free of Charges for publication in Quality Journals=**

**[1] International Journal of MediPharm Research(ISSN: 2395-423X) [www.medipharmsai.com]**

**[2] International Journal of TechnoChem Research(ISSN: 2395-4248)[www.technochemsai.com]**

**[3] International Journal of Chemical Concepts(ISSN: 2395-4256) [www.chemconsai.com]**

**[1] International Journal of MediPharm Research(ISSN: 2395-423X) [www.medipharmsai.com]**

**Inform your juniors/seniors/colleagues, Faculty members, Post Graduate Students FOR submitting their papers for publication [FREE SEARCH/Free of cost] and cooperate them in selection of Best Int.Journal.**

**Thanks.**

**regards.**

**Mang. Editor.**

**For IJ section,**

**International Journal of ChemTech Research,**

**International Journal of PharmTech Research**

**Sphinx Knowledge House,**

**www.sphinxsai.com**

**ACKNOWLEDGEMENT.**