

Biological Elimination Of Volatile Hydrogen Sulphide Compounds In Biofilters

Premkumar. R^{1*} and Krishnamohan. N²

^{*1} Assistant Professor, Department of Mechanical Engineering,
Faculty of Engineering and Technology, Annamalai University, TamilNadu,
India - 608 002

² Head of the department, Department of Mechanical Engineering,
Faculty of Engineering and Technology, Annamalai University, TamilNadu,
India - 608 002.

**Corres.author: vsrpmkumar@yahoo.co.in,
Mobile: + 91 94864 20681*

Abstract: Biofiltration of Hydrogen sulphide from waste gas using compost and wood chips as filter bed material was studied. The biofilter used in this investigation was of 110 cm height and 5 cm in diameter. The inlet H₂S concentration was varied from 5 to 15 ppm with the flow rates ranging from 0.0333 to 0.1000 m³/s. The equivalent empty bed residence time (EBRT) range was 9 to 30 s, 12 to 33 s and 15 to 48 s for the bed height of 50 cm, 65 cm and 80 cm respectively. The compost to wood chips ratios of 1:2, 1:1 and 2:1 were employed in this investigation. The effect of inlet air- H₂S vapour flow rate, inlet concentration, empty bed residence time, bed height and ratio of compost to wood chips on removal efficiency was studied and found to be significant. The maximum removal efficiency was found to be 99 percent and also found to be strongly depending on the bed height and ratio of compost to wood chips. The percentage removal efficiency was compared with earlier investigations and found to be effective. The biofilter removed as high as 936 g m⁻³ h⁻¹ at the empty bed residence time of 16 s and the compost to wood chips ratio of 2:1.

Keywords: Volatile Organic Compound, H₂S, Compost, Wood Chips, Biofiltration, Removal Efficiency.

INTRODUCTION

Volatile Organic Compounds (VOCs) are widely used in many industries such as printing, petrochemicals, plastics, refrigerant, electronics, and paint manufacturing. However, large quantities of VOCs are released into the air, soil and groundwater because of occasional accidents and the absence of proper treatment technologies. Most VOCs are toxic and carcinogenic substances. Loss of these substances to the ambient air may have an adverse impact on air quality and thus endanger public health¹.

Hydrogen sulphide is a highly odorous, toxic and corrosive air contaminant that can cause adverse health effects. The emission of hydrogen sulphide is

found in many industrial activities such as petroleum refining, pulp and paper manufacturing and food processing. Hydrogen sulphide is a toxic, colourless, flammable gas that is heavier than air^{2, 3}. The maximum safe exposure limit to H₂S gas is approximately 10 ppm; however, the gas detection threshold is approximately 0.47 ppb. Given the exposure limit and the fact that even small quantities can be detected, there are strict regulations in effect for controlling the emission of H₂S in many regions of the world⁴.

Biofiltration is an emerging technology to control odor and volatile organic compound (VOC) emissions from contaminated air streams^{1, 5-8}. Biofilters are those bioreactors in which a mixed

culture is attached to a stationary support material such as compost, soil, peat, granular activated carbon or other porous media capable of adsorbing gaseous compounds and support biological growth. Contaminants pass into a wet biofilm layer surrounding the support particles and are aerobically degraded to carbon dioxide and water. The bed's moisture is maintained at constant level by introducing humid air to maintain a biologically active layer surrounding the media which is known as "biofilm"⁹.

However, as more research was conducted on this simple process, it became clear that the biodegradation rates were low and hence the size of the biofilter bed required to achieve high destruction efficiencies was very large. Since, compost had a higher concentration of microorganisms; compost became the media of choice for biofilters.

Although biofiltration has now been used for several years, both at laboratory scale and at industrial scale for the removal of VOCs, sometimes very different results reported in the literature for similar air pollution problems show the need for further investigation, in order to improve and optimize this technology¹⁰.

Laboratory and field studies have shown that biofiltration of H₂S is feasible, however there have been few problems reported due to the formation of acidic intermediate products¹¹, sulphur deposits on the media^{12, 13}, and slow rates of H₂S degradation¹⁴ which results in large media volume requirements for full-scale systems.

The objective of this work is to develop a biofiltration system using the Biofilter consisted of mixture of compost and woodchips that support the microbial population for the feasibility of degrading of H₂S vapour. The effects of compost to woodchips ratio, inlet air- H₂S vapour flow rate, inlet concentration, empty bed residence time (EBRT) and bed height on biofiltration of hydrogen sulphide are studied.

EXPERIMENTAL SETUP

The experimental set-up and its ancillary connections are shown schematically in Fig. 1. The biofilter is made-up of acrylic column with the height and diameter of 110 cm and 5 cm respectively. The column has three sections. The first section is 10cm in height and that of second and third sections are 90 cm and 10 cm respectively. The first section is at the bottom; the second section is in middle and the third section is at the top. The filter bed material is kept at the middle section and its height is varied as 50, 65 and 80 cm respectively. A

packing support is provided in between the sections 1 and 2. This is a perforated sheet made up of acrylic having the diameter of 0.4 cm. It is also used to distribute the vapour uniformly throughout the bed material. The H₂S vapour is fed to the column at the bottom through rotameter. The initial vapour concentration is varied by mixing the vapour with air and fed to the rotameter in compressed form through the mixer. Before mixing with vapour the air is passed through the surge tank to become saturated. The gas sampling probes 1 and 2 provided at the sections 1 and 2 are used to collect the vapour samples. The initial and final concentrations of the vapour are analyzed using the gas chromatography equipment. The initial concentration of the vapour is varied from 5 to 15 ppm. The bed temperature is noted by the thermocouple provided at the middle of the column (section 2). The composition of the nutrient solution is given in Table1. This nutrient solution is used to maintain the growth of micro organisms in the bed material. It also maintains the moisture content and the pH value of the bed material. The moisture content of the bed material is measured periodically by using moisture meter and maintained constantly. The pH is also monitored continuously using pH meter. Void volume of the packed bed is calculated by using the void volume and total volume.

MATERIALS AND METHODS

Filter bed material

The filter media is a mixture of compost and wood chips. The proportion of compost to wood chips is varied at the ratios of 1:2, 1:1 and 2:1 by volume. A pH buffer solution is added periodically to the filter media to maintain the pH. Table 2 represents the filter media and biofilter operating conditions.

Analytical methods

H₂S is used as volatile organic compound (VOC) with 99.8%. Concentrations of H₂S vapour is analyzed using gas chromatograph (Model 5765, Nucon Gas Chromatography, Nucon Eng., India) equipped with Poropak-Q column (1/80" ID, liquid-10% FFAP, solid-Ch-WIHP, 80/100 mesh). The injector, oven and detector temperature are maintained at 210, 180, and 230°C, respectively. The hydrogen gas is used as the fuel and nitrogen is used as the carrier gas at a flow rate of 20 mL min⁻¹. The calibration curve is prepared by injecting known amounts of the H₂S into a sealed bottle equipped with a Teflon septum according to the standard procedure. The injected amount of H₂S is allowed to evaporate in the air space within the bottle at experimental temperature (30°C). The air samples are drawn from the top and bottom section

sampling ports by using a gas tight syringe and analyzed.

The column is initially charged with filter bed material with desired height (50 cm). The filter bed media is a mixture of compost and woodchips in the proportion of 1:1 ratio by volume. The air H₂S vapour mixture is fed to the column through mixer and rotameter. Inlet flow rate is adjusted to the desired level and noted (0.0333 m³/s). The inlet and outlet concentration of vapour air mixture is measured by collecting the vapour samples from the probes provided in the sections 1 and 2. The same procedure is repeated for another two different air-vapour mixer flow rates namely (0.0666 and 0.1000 m³/s). Similarly the experiment is conducted for the ratio of compost to wood chips of 2:1 and 1:2 for

three different heights such as 50 cm 65 cm and 80 cm.

Operating conditions

To describe the mechanisms of Biofiltration clearly, the general terminology pertinent to the field should be well defined. The studies are performed on the level of the volatile organic compound inlet load (IL) and empty bed residence time (EBRT) while the pollutant degradation performance of the biofilter can be expressed in terms of the pollutant removal efficiency (RE) and the elimination capacity (EC). The definitions of these four parameters are given in Table 3.

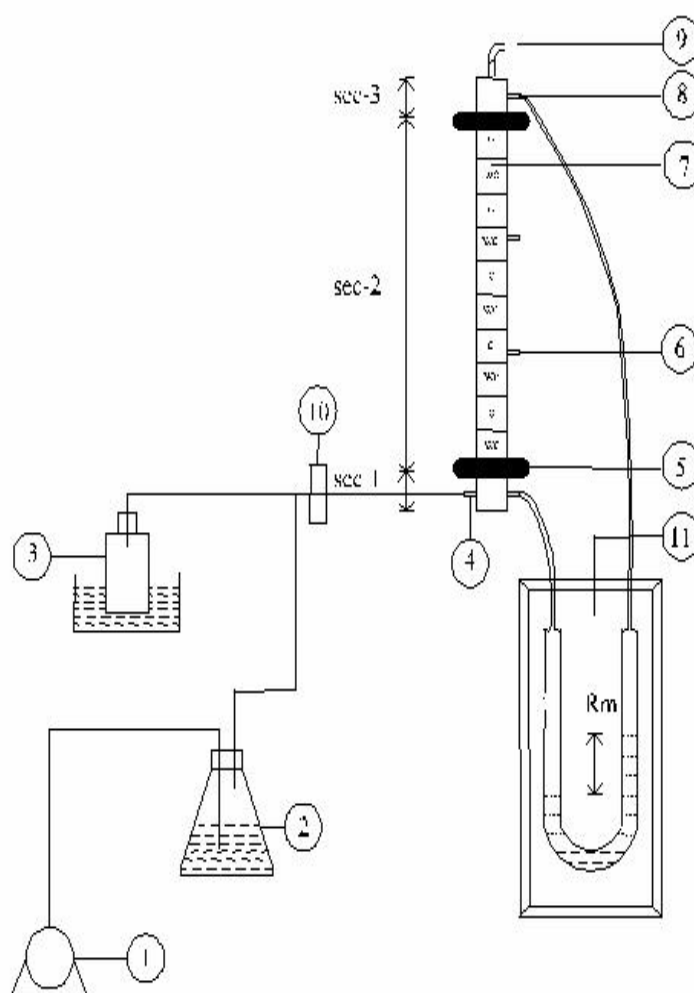


Fig. 1: Experimental setup of biofilter

1 air compressor, 2 surge tank, 3 methanol vapour, 4 air-methanol vapour inlet, 5 packing support, 6 gas sampling probe 1, 7 bed material, 8 gas sampling probe 2, 9 vapour outlet, 10 rotameter, 11 Simple U tube manometer.

Table 1: Composition of one litre of the nutrient solution

Composition	Amount
KH ₂ PO ₄	0.91 g
Na ₂ HPO ₄ 12H ₂ O	2.39 g
KNO ₃	2.96 g
(NH ₄) ₂ SO ₄	1.97 g
NaHCO ₃	1.50 g
FeSO ₄ 7H ₂ O	0.20 mg
MgSO ₄ 7H ₂ O	2.00 mg
MnSO ₄ H ₂ O	0.88 mg
Na ₂ MoO ₄ 2H ₂ O	1.00 mg
CaCl ₂	3.00 mg

Table 2: Biofilter operating conditions

Filter media	Compost and woodchips
Pollutant	H ₂ S
Micro organism	Indigenous to filter media
Bed height	50, 65 and 80 cm
Column diameter	5 cm
Inlet concentration	5, 10 and 15 PPM
Air flow rate	2, 4 and 6 LPM
EBRT	9 – 48 s

Table 3: Operating parameters and descriptions

Parameter	Description/Comment	Notation	Units
Inlet Load (IL)	Vapour loading rate per unit bed volume	$\frac{Q \times C_i}{V}$	$\frac{g}{m^3 h}$
Empty bed residence time (EBRT)	Measure of time duration of pollutant within the column	$EBRT = \frac{V}{Q}$	s
Removal efficiency (RE)	Performance measure	$\left(1 - \frac{C_o}{C_i}\right) \times 100$	%
Elimination Capacity (EC)	Vapour removal rate per unit bed volume	$EC = \frac{Q \times (C_i - C_o)}{V}$	$\frac{g}{m^3 h}$

RESULTS AND DISCUSSION

Effect of air-H₂S vapour mixture flow rate on Removal of H₂S

Fig. 2 shows the effect of air- H₂S vapour mixture flow rate on hydrogen sulphide removal efficiency. Removal efficiency is decreased with increasing flow rate. When air flow rate is increased the concentration of hydrogen is increased in the air-H₂S vapour mixture, due to this increasing hydrogen sulphide concentration in inlet air- H₂S vapour flow, the removal efficiency is decreased. This is due to incompetence of microorganisms or elevated reaction of chemical might lead to decrease of removal efficiency. For the air- H₂S vapour mixture flow rate 0.0333 to 0.1 m³/s, the removal efficiency

is found to the range of 92 to 98 percent for compost to wood chips ratio of 1:1. The removal efficiency is found in the range of 94 to 98 for compost to wood chips ratio of 2:1 and the removal efficiency is found in the range of 91 to 95 for compost to wood chips ratio of 1:2.

Effect of Inlet concentration of H₂S on Removal Efficiency

Fig. 3 shows the effect of inlet concentration on removal efficiency. It is observed that the removal efficiency is a decreasing function of the inlet concentration. For the inlet concentration of 5.5 to 15 ppm of H₂S vapour, the removal efficiency is in the range of 94 to 98 percent for the compost to wood chips ratio of 2:1, 92 to 98 percent for the

compost to wood chips ratio of 1:1. The removal efficiency is 91 to 95 percent for the compost to wood chips ratio of 1:2. In all these three ratios the removal efficiency is decrease when inlet concentration is increased. Similar results were reported by the earlier studies. The author¹⁵ reported that for low concentrations, in both reactors, removal efficiency was higher than 90% (below 90 ppm).

Effect of Empty Bed Residence Time (EBRT) on Removal Efficiency

Fig. 4 shows the effect of empty bed residence time on removal efficiency. It is found that the removal efficiency is the strong function of EBRT. While the inlet air-methanol vapour flow is increased, the EBRT is decreased. The decreasing EBRT value decreases the removal efficiency. For the EBRT range of 10 to 49 s, the removal efficiency is found to be in the range of 94 to 99 percent at a compost to wood chips ratio of 2:1. The EBRT range of 9 to 48 s, the removal efficiency is found to be the range of 92 to 98 percent at a compost to wood chips ratio of 1:1 and 91 to 95 percent for 1:2 ratios. It¹⁶ was reported that at EBRT of 30 sec, 86% of elimination occurred in 71% of bed height, but when EBRT was decreased to 9 sec, 67% of elimination occurred in the same height of the bed. An increase in the residence time increases the investment cost in the design estimation of the biofilter¹⁷.

Effect of Bed Height on Removal Efficiency

Fig. 5 represents the effect of bed height on removal efficiency. From the graph it is observed that the bed height is the strong function of removal efficiency. The removal efficiency is increased with increasing bed height. At a bed height of 50 cm, the removal efficiency is in the range of 91 to 95 percent for the compost to wood chips ratios 1:1, 2:1 and 1: 2. At the same time, while increasing the bed height to 65 cm, the removal efficiency is increased to the range of 92 to 97 percent for the compost to wood chips ratios 1:1, 2:1 and 1: 2 and increased to the range of 92 to 99 percent for the compost to wood chips ratios 1:1, 2:1 and 1: 2 for the bed height of 80 cm. The author¹⁸ was reported that it could be seen that increasing of height (H) increases the Removal efficiency. In this manner, H provide more mass transfer area so the contact time between H₂S in gas stream and Fe (III) EDTA solution is increased and reduce the outlet concentration of H₂S.

Effect of Compost to Wood Chips Ratio on Removal Efficiency

Fig. 6 represents the effect of compost to wood chips ratio on removal efficiency. Three ratios of compost to wood chips viz., 1:2, 1:1 and 2:1 are employed in

this investigation. It is found that the ratio of compost to wood chips play the predominate role on removal efficiency. At a bed height of 80 cm, the range of removal efficiency is found to be 92 to 95 percent for the ratio of 1:2. For the same height, the range of removal efficiency is found to be 97 to 98 percent for the ratio of 1:1 and 98 to 99 percent for the ratio of 2:1. It is observed that the increase in composition of compost in the filter bed material, increase the removal efficiency. The same phenomenon is observed while increasing the bed height from 65 cm to 80 cm.

Overall performance and comparison with earlier investigation

Removal efficiency is decreased with increasing flow rate. For the flow rate of 0.0333 m³/s, the maximum removal efficiency is 99 percent for the bed height of 80 cm, compost to wood chips ratio of 2:1, inlet H₂S concentration of 5.5 ppm and the corresponding, EBRT is 47.2 s, elimination capacity is 116 g h⁻¹m⁻³ and the inlet load is 117 g h⁻¹m⁻³ respectively. The same trend is reported that for degradation of H₂S using peat as filter bed material¹⁹. The biofilter reached an efficiency of 100% when fed with 355 ppm of H₂S and air flow at 0.030 m³ h⁻¹. When the inlet concentration of H₂S was increased, the removal efficiencies of H₂S decreased, reaching 90 and 60%, at 0.070 and 0.030 m³ h⁻¹, respectively. While compared to the present investigation, these authors reported a lower value. This might be due to high range of inlet H₂S concentration and flow rates. Another author²⁰ also reported that the H₂S removal efficiency approached 100% and decreased to 90% over 206 days of operation.

In this present investigation, it is observed that the removal efficiencies as a function of the H₂S concentration and of the volumetric flow of the gas stream. The maximum removal efficiency obtained is 93.33 percent at the corresponding inlet concentration of 0.0333 ppm. The respective compost to wood chips ratio is 2:1 and bed height is 80 cm. For the same operating condition, the removal efficiency is decreased to 98 percent for the increase in inlet concentration to 15 ppm. That increasing the inlet concentration of Hydrogen sulfide, decreases the elimination capacity²¹. The author²² also reported that the removal efficiency decreased from 94 to 90 percent for the range of inlet concentration of methanol is 6.33 ppm to 6.57 ppm and the corresponding methanol elimination is in the range of 112.8 g h⁻¹m⁻³ to 65.1 g h⁻¹m⁻³. The same trend is reported by some authors²³⁻²⁵.

While the inlet air- H₂S vapour flow is increased, the EBRT is decreased. The decreasing EBRT value

decreased the removal efficiency in this present investigation. The maximum removal efficiency is 99 percent at the EBRT of 47.2 s and it decreased to 98 percent at 15.7 s. The respective compost to wood chips ratio is 2:1 with a bed height of 80 cm. The author ²⁶ reported that the H_2S elimination capacity increased as EBRT had a greater value (practically 100% for 40 s). It is found that the present investigation, match with earlier studies.

In this investigation, it is observed that the bed height is the strong function of removal efficiency.

The removal efficiency increased with increasing bed height. The maximum removal efficiency is 99 percent at a bed height of 80 cm. The same is reported by author ²⁵ the outlet concentration of methanol decreased with increasing bed height.

In this investigation, it is observed that the increase in composition of compost in the filter bed material increased the removal efficiency. The maximum removal efficiency is 99 percent at the compost to wood chips ratio of 2:1.

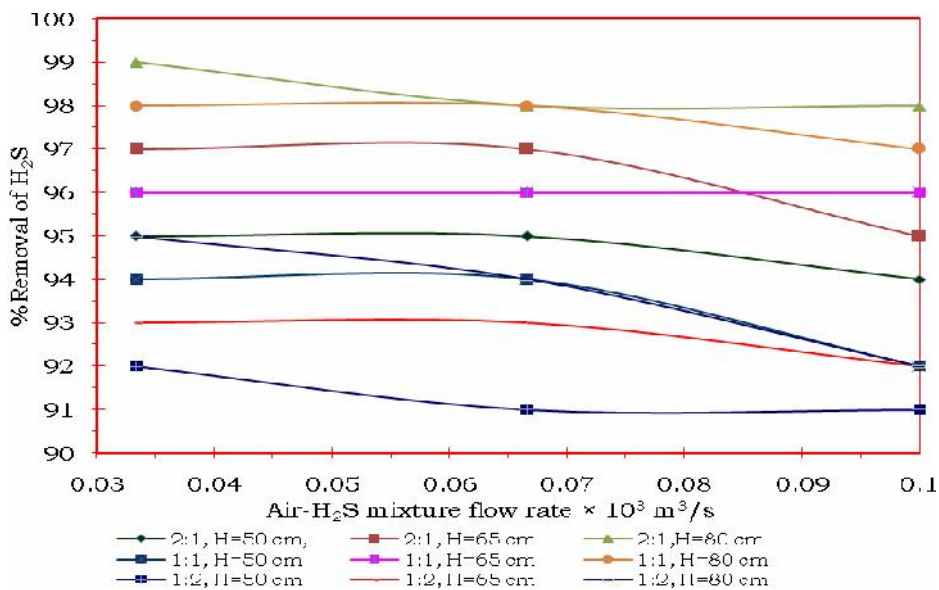


Fig. 2: Effect of Air- H_2S vapour mixture flow rate on % removal efficiency

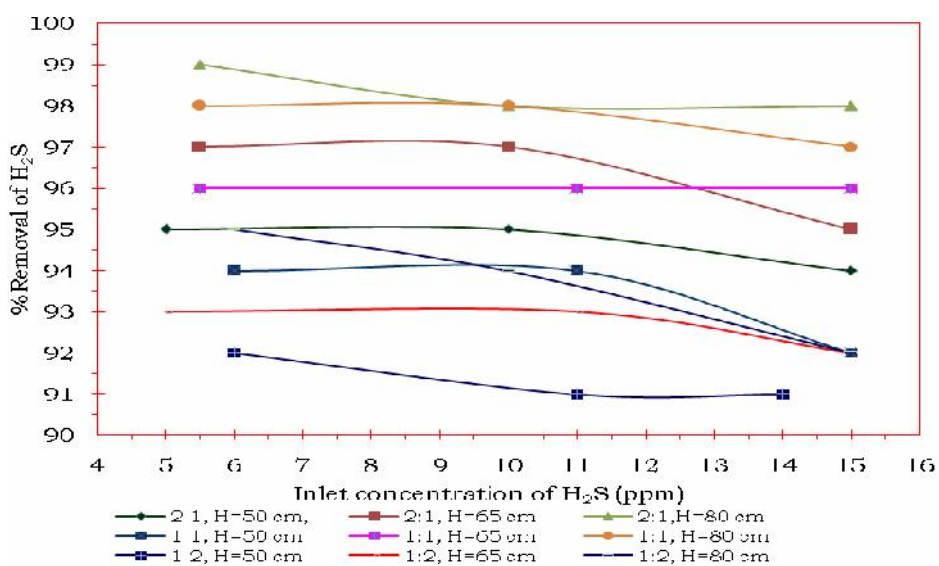


Fig. 3: Effect of inlet concentration of H_2S on % removal efficiency

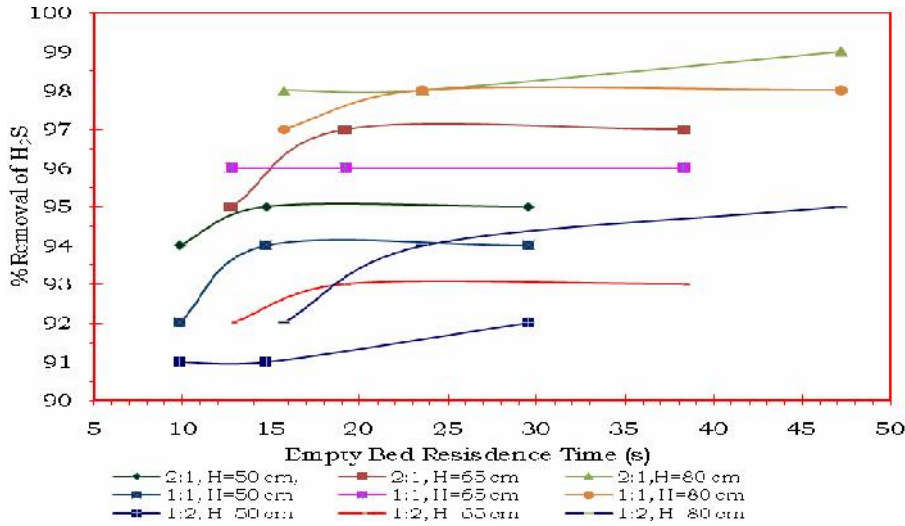


Fig. 4: Effect of empty bed residence time on removal efficiency

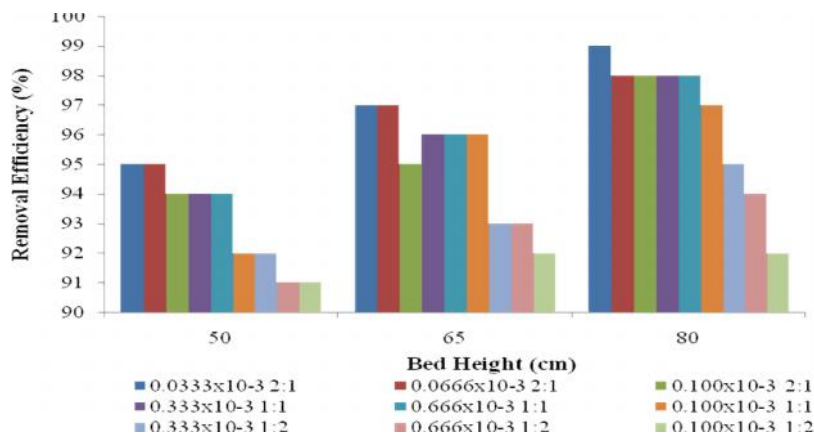


Fig. 5: Effect of Bed Height on Removal Efficiency

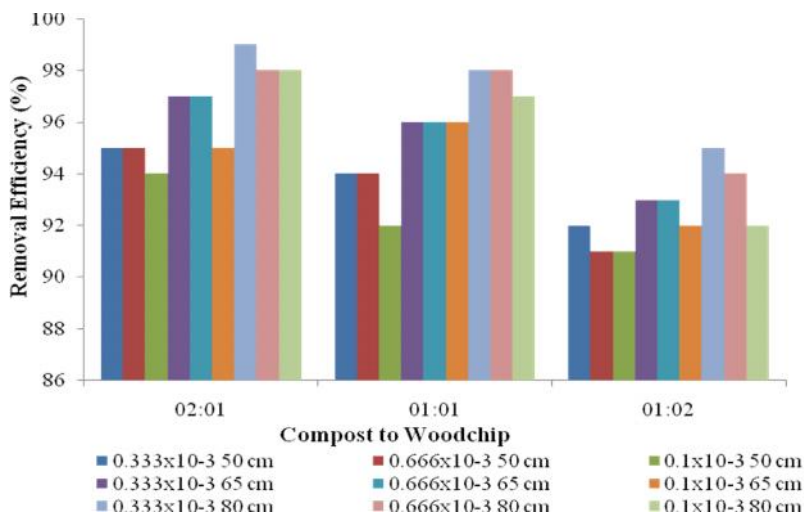


Fig. 6: Effect of Compost to Wood Chips Ratio on Removal Efficiency

REFERENCES

1. Babu, B.V. and Raghuvanshi S., Studies on Adsorption of Volatile Organic Compounds using Bio-filtration, ME Thesis, 2003, Birla Institute of Technology & Science Pilani.
2. Leson G, Winer AM., Biofiltration: an innovative air pollution control technology for VOC emissions, J. Air Waste Manage Assoc 1991, 41, 1045-1054.
3. Marroquin EJ, Morales VM, Revah S., Air pollution: biotreatment strategies and their environmental impact, In OCED documents, wider application and diffusion of bioremediation technologies. Amsterdam, 1995, pp. 407-17.
4. Shareefdeen Z.M., Development of a Biofilter Media For Removal of Hydrogen Sulphide, Global NEST Journal, 2009, Vol. 11(2), 218-222.
5. Deviny J.S., Deshusses M.A., Webster T.S. Biofiltration for Air Pollution Control; 1999, CRC-Lewis Publishers: Boca Raton, FL.
6. Ottengraf S.P.P., In Biotechnology, 1986.
7. Rehm H. J. and Reed G., Eds.; VCH Verlagsgesellschaft: Weinheim, Germany, 1986, Vol. 8, 426-452.
8. Deshusses M. A., Current Opinion Biotechnol., 1997, Vol. 8, 335-339.
9. Raghuvanshi S. and Babu B.V., Biofiltration for the Removal of Methyl Isobutyl Ketone (MIBK), 2006, Chemical Engineering Group, Birla Institute of Technology and Science, Pilani-333 031, Rajasthan, India.
10. Veiga M.C. and Kennes C, Parameters affecting performance and modelling of biofilters treating alkylbenzene-polluted air, 2001, Appl Microbiol Biotechnol., Vol. 55, 254-258.
11. Allen E.R. and Yang Y., Biofiltration: An Air Pollution Control Technology for Hydrogen Sulfide Emissions, 1992, In: Industrial Environmental Chemistry, Sawyer D.T. and Martell A.E. (eds), Plenum Press, NY.
12. Yang Y and Allen E, Biofiltration control of hydrogen sulfide 1. Design and operational parameters, J Air Waste Manage Assoc., 1994, 44, 863-868.
13. Chung Y, Huang C and Tseng C, Microbial oxidation of hydrogen sulfide with biofilter, J. Environ Sci Health (A), 1996, 31, 139-55.
14. Shareefdeen Z, Brian H. and Wilson S, Biofiltration of nuisance sulfur gaseous odours from a meat rendering plant, J. of Chemical Technology and Biotechnology, 2002, 77, 1296-1299.
15. Torkian A., Keshavarzi S H and Azimi A., Effects of Operational Conditions on the Performance of Triethylamine Biofiltration, Iranian J. Env. Health Sci. Eng., 2005, Vol. 2 (2), 31-40.
16. Namini M T, Heydarian S M, Bonakdarpour B and Farjah A, Removal of H₂S from synthetic waste gas streams using a biotrickling filter, Iranian Journal of Chemical Engineering, 2008, vol.5(3) , IAChe.
17. Prado O J, Gabriel D and Lafuente J, Economical assessment of the design, construction and operation of open-bed biofilters for waste gas treatment, Journal of Environmental Management, 2009, Vol. 90(8), pp. 2515-2523.
18. Rattana Saelee, Charun Bunyakan and Juntima Chungsiriporn, Hydrogen Sulfide Removal from Gas Stream using Absorption and Oxidation by Iron(III)chelates in Packed Column, The 18th Thailand Chemical Engineering and Applied Chemistry Conference, 2008, October 20-21, Pattaya Thailand.
19. Oyarzu'n P et al., Biofiltration of high concentration of hydrogen sulphide using Thiobacillus thioparus Process Biochemistry, 2003, Vol. 39, 165-170.
20. Morgan Sagastume J M, Adalberto Noyola, Sergio Revah, and Sarina J. Ergas, Changes in Physical Properties of a Compost Biofilter Treating Hydrogen Sulfide, J. Air & Waste Manage. Assoc., 2003, 53, 1011- 1021.
21. Altaf H W, Biofiltration for the Removal of Reduced Sulfur Gases from Low concentration Air Streams, Ph.D thesis, 1999, Department of Chemical and Bio-Resource Engineering, The University of British Columbia.
22. Premkumar R and Krishnamohan N, Removal of Methanol from Waste Gas Using Biofiltration, Journal of Applied Sciences Research, INSInet Publication, 2010, 6(11), 1898-1907.
23. Mohseni M and Grant Allen D, Biofiltration of mixtures of hydrophilic and hydrophobic volatile organic compounds. Chemical Engineering Science, 1999, 55, 1545-1558.
24. Torkian A, Reza Dehghanzadeh and Hakimjavadi M, Biodegradation of aromatic hydrocarbons in a compost biofilter. J.Chemical

- Technology and Biotechnology, 2003, 78, 795-801.
25. Chetpattananondh P, Nitipavachon Y and Bunyakan C, Biofiltration of Methanol and Toluene From Waste Gas, PSU-UNS International Conference on Engineering and Environment – ICEE, 2005, Nov, Novi Sad, 19-21.
26. Morgan S J M and Noyola A, Hydrogen Sulfide Removal by Compost Biofiltration: Effect of mixing the filter media on operational factors, Bioresource Technology, 2006, Vol. 97, 1546–1553.
