



Influence of Myo-inositol on Thermodynamics of clouding behavior of Non-ionic surfactant Tween-20

Chautmal R.C. and Patil T.J.*

Department of Chemistry, GET's Arts, Commerce and Science College, Nagaon, Dhule. (M.S.) India

*Department of Chemistry, Z.B. Patil College, Dhule. (M.S.) India

*Corres.author: tjpatil123@rediffmail.com

Abstract: The Phenomenon of micellization of non-ionic surfactant Tween-20 has been studied by measuring cloud point (cp) of the pure surfactant and mixed system with myo-inositol. The cp of pure surfactant found to be increased with increased tween-20. The cp of mixed system also shows same trend with increased myo-inositol. The influence of myo-inositol on cloud point of Tween-20 is clear identification that the phenomenon of clouding is associated with different micellization coalescing. Considering the cp as the threshold temperature of solubility, the thermodynamic parameters of clouding process (G_{cl}° , H_{cl}° and S_{cl}°) have been evaluated using "phase separation model." The phase separation results from micelle-micelle interactions. It is found that overall clouding process is exothermic indicating that process of clouding is guided by both enthalpy and entropy. Finding of present work support to make the probable evidence of additive surfactant interactions in aqueous medium.

Key words: Micellization, Cloud point (cp), Tween-20 (Tw-20), Phase separation model.

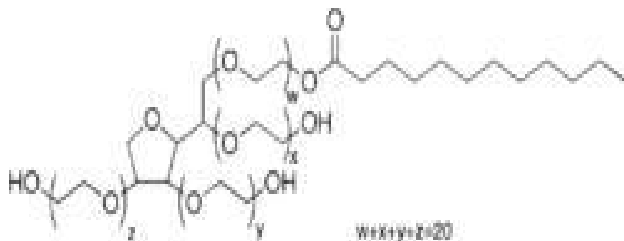
INTRODUCTION

The physico-chemical studies of additive surfactant solution have been created much interest regarding their pharmaceutical and industrial importance [1-2]. Non-ionic surfactant belonging to polyethylene oxide family, typically abbreviated as CiEj is widely used as detergents, solubilizer, emulsifier and pharmaceutical preparations, their practical importance has triggered a significant effort to gain the fundamental understanding of their micellization characteristics as well as their phase behavior in both aqueous and non-aqueous

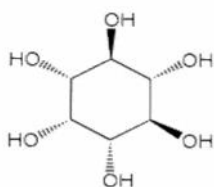
media [3]. The cloud point is important phenomenon of non-ionic surfactant, below CP a single phase of molecular solution exist, above CP water solubility of water surfactant is reduced and it results in to cloudy dispersion [4-6], by formation of giant molecular aggregates in the state of separate phase [7-8]. The unique structures of surfactant offer a convenient way to study influence of additive like myo-inositol on micellization behavior through the clouding phenomenon supported by thermodynamic characterization using phase separation model.

Inositol is well studied organic compound with specific stereochemistry, its high reactivity control many cellular processes in living organism [9-10]. Inositol is water soluble cyclic hexahydric alcohols. It has nine isomeric forms out of which myo-inositol is the only isomer which shows biological activity [11-13]. Myo-inositol is crystalline compound with sweet test. It plays important role in animal and human metabolism. Myo-inositol is widely used for analytical as well as in pharmaceuticals, plant growing, food industry and variety of biotechnological processes. Myo-inositol is key function in maintaining normal brain function.

In this paper the results of our study on clouding phenomenon of pure Tw-20 in presence of myo-inositol have been reported. Considering cloud point as threshold temperature of solubility in aqueous medium, the thermodynamic parameters of clouding process G_{cl}^0 , H_{cl}^0 , S_{cl}^0 have been evaluated using phase separation model.



Clouding species:-Polysorbate20 (Tw-20)



Additive:-Myo-inositol

EXPERIMENTAL

Material and Method

The non-ionic surfactant Tw-20 (M.W. 1227.54) and Myo-inositol (M.W. 180.16) both are the product of Merck and used as received. Doubly

distilled water with specific conductance $2-4 \mu\text{s cm}^{-1}$ at 303.15 K was used in preparation of all solutions of different concentrations.

The cloud point (CP) of surfactant solution were determined by controlled heating in well stirred surfactant solution in a glass tube immersed in beaker containing water, until it clouded or get turbid. The turbid solution was then allowed to cool slowly under stirring condition; the temperature of disappearance of turbidity was also noted. The average of two was taken as the cloud point of system. The heating and cooling were regulated by less than $1^\circ\text{C}/\text{min}$. around the cloud point. The reproducibility of the measurements was found to be within $\pm 0.2^\circ\text{C}$.

RESULTS AND DISCUSSION

The cloud point of pure surfactant Tween-20 at various concentrations in wt. % is given in Table-1. It was observed that cloud point increases with increased surfactant concentration, since at higher concentration well structured water-surfactant system is present. Rakshit et al [14] pointed out that higher temperature is to be required to break the water-surfactant self assembly. It was found that below 1% there is very mild variation in cloud point of pure surfactant, this might be due to fact that to form cluster agglomerates of surfactant moiety are not sufficient at lower concentration. Table-1 shows the increase in C_p value with increased surfactant concentrations. Higher temperature is required to remove the water molecules which are barrier for the micellar interaction. Once they move at higher temperature the micelle-micelle interaction become easier. That is why cloud point is seen at higher temperature. The variation of cloud point as a function of surfactant concentrations are shown in fig.1.

Table-1: Cloud point of pure Tween-20 at different concentrations.

TW-20 Wt %	Molarity x 10 ⁻³	Mole fractions x 10-3	cloud point
0.2	1.629	0.2932	87.8
0.4	3.257	0.5863	91.4
0.6	4.886	0.8794	93.4
0.8	6.515	1.1725	95.0
1.0	8.143	1.4656	96.0

Table-2: Thermodynamic parameters of solubilization of Tw-20.

TW-20 Wt %	G ⁰ cl KJ Mole ⁻¹	H ⁰ cl KJ Mole ⁻¹	S ⁰ cl J Mole ⁻¹ K ⁻¹
0.2	31.31		350.0
0.4	29.52		341.6
0.6	28.45	95.0	336.9
0.8	27.69		333.3
1.0	27.08		330.8

TW-20/MYO-INOSITOL

The influence of additive on CP of Tween-40 at varied concentration of myo-inositol has been given in Table-3. The results of mixed system are presented in Fig.-2. It was found that below 0.1 Wt % of myo-inositol did not show marked effect on CP of surfactant, since at lower concentration surfactant moiety do not agglomerate into visible micelle. The CP values declined with increased

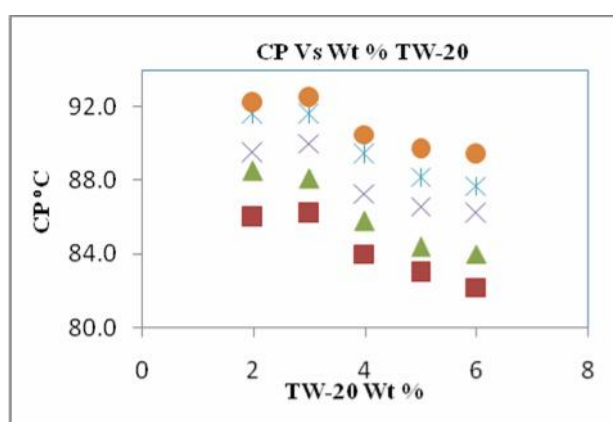
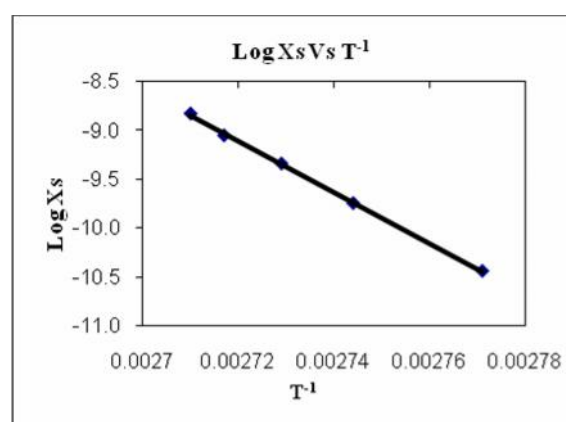
additive concentration effectively. This is mainly due to removal of water by the additive which helps the surfactant moiety to come closer to each other resulting in to phase separation by cloudy dispersion. Here additive compete for the water molecule with the micelles and the surfactant becomes less hydrated and resulting into lowering of cloud point.

Table-3: Influence of Myo-inositol on cloud point of Tween-20

Tw-20 Wt %	Myo-inositol wt %				
	0.1	0.3	0.5	0.7	0.9
0.2	86.0	86.2	84.0	83.0	82.2
0.4	88.5	88.1	85.8	84.4	84.0
0.6	89.5	90.0	87.3	86.6	86.2
0.8	91.6	91.6	89.4	88.2	87.7
1.0	92.2	92.5	90.5	89.7	89.4

Table-4: Thermodynamic parameters of Tw-20 in presence of Myo-inositol.

Myo-inositol Wt %	G^0_{cl} KJ Mole ⁻¹	$- H^0_{cl}$ KJ Mole ⁻¹	$- S^0_{cl}$ J Mole ⁻¹ K ⁻¹
0.2	30.9	51.9	231.0
0.4	29.1	50.4	219.0
0.6	28.0	47.4	207.0
0.8	27.2	45.8	200.0
1.0	26.7	43.7	192.0

**Fig.2 Influence of additive on CP of TW-20****Fig.1 Variation of CP as Function Of TW-20**

THERMODYNAMICS OF CLOUDING PHENOMENON

All physic-chemical processes are energetically controlled. The spontaneous formation of micelle is obviously guided by thermodynamic principals. The energetic of such processes are required for formulation, uses and basic understanding. Thermodynamic parameters of Tween-20 are given in Table-2. And Thermodynamic parameters of Tween-20/myo-inositol mixed system are given in table-4.

Cloud point is characteristics of non-ionic surfactants. The disolvation of hydrophilic group of surfactant lead to phase separation and visibility observed as cloudy dispersion. Kjellander et al [15] reported that phenomenon of clouding is entropy dominated. At the cloud point, the water molecule gets totally detached from micelles. Considering the cloud point as a separation point, the thermodynamic parameters such as standard free energy (G^0_{cl}), enthalpy (H^0_{cl}), and entropy

(S^0_{cl}), for clouding process have been evaluated using relation-

$$G^0_{cl} = -RT \ln X_s \quad (1)$$

Where X_s is mole fractional solubility of solute and "cl" stands for clouding process.

Standard entropy (S^0_{cl}) for the clouding process have been calculated using following relationship-

$$S^0_{cl} = (H^0_{cl} - G^0_{cl}) / T \quad (2)$$

The standard enthalpy (H^0_{cl}) for clouding process have been calculated from the solubilization curve is given by slop of the linear plot of $\ln X_s$ Vs $1/T$ for pure non-ionic surfactant Tween-20.

$$- H^0_{cl} = RT^2 (d \ln X_s / dT)$$

$$\ln X_s = (H^0_{cl}/T)(1/T) + C \quad (3)$$

The negative value of H^0_{cl} indicates that process of clouding is exothermic in nature. $H^0_{cl} < G^0_{cl}$ indicating the process of clouding is

exothermic and also $H_{cl}^0 > T S_{cl}^0$ indicating that the process of clouding is guided by both enthalpy and entropy[16].

The present work would be supported evidence for the probable interaction between non-ionic surfactant and biomolecule leading to phase separation at cloud point.

ACKNOWLEDGEMENT

The author (Chautmal R.C.) thankful to Hon'ble Principal Dr. P.N.Patil, GET's Arts, Comm. And

Science College, Nagaon, Dist., Dhule. Hon'ble Principal, Z.B. Patil College, Dhule. Head, Department of Chemistry, Z.B. Patil College, Dhule and Head, Department of Chemistry, GET's Arts, Comm. And Science college, Nagaon, Dist., Dhule for providing laboratory facilities.

REFERENCES

- 1) Jones M.N., J. colloid Interface Sci. 23: 36 (1967).
- 2) Goddard E.D., Colloids Surf. 19, 255 (1986).
- 3) Goddard E.D. and Anantpadmanabhan K.P., CRC press Boca Rotan FL (1993) p 123.
- 4) Myers D., Surfactant science and Technology 2nd Edition VHC, New York, (1963).
- 5) Patil T. J., Patil H.A., Int. J. Chem. Sci. 3(4), 2005, 751-755.
- 6) Patil T. J., Patil H.A., Int. J. Chem. Sci. 3(3), 2005, 507-512.
- 7) Shinoda K, Nakagawa T, Tamamushi B. and semura T.I., Colloidal Surfactant, Some physicochemical properties Academic Press, New York (1963).
- 8) Blankchtein D., Thurston and G. B. Benedeck G.B., J. Phys. Chem., 85:,1986.
- 9) Zni D.Sun, Wen Quing Zheng and Kuiqu, Indian Journal of Chemistry vol 46A April 2007 pp 615-619.
- 10) Gulak P. V., USP Ssovren Biol, 91(2), 1981.
- 11) Berridge M.J, Nature (London), 361 (315), 1993.
- 12) Shvets V.I., Stepanov A.E., Krylova V.N. and Gulak P.V. Myo-inositol and Phosphoinositids, Moscow; Nauka 315, 1987.
- 13) Nakamyra J and Hotta N., Nippon Rinsko; 56(3), 129, 1998,
- 14) Koshi L., A.H. Saiyad A.H. and Rakshit A.K., J. Colloid Polym. Sci., 274: 582-587 (1996)
- 15) Kjellander R. and Florin E., J. Chem. Soc. Faraday Trans I, 17, 2053 (1981).
- 16) Attwood D. Florence A.T., Surfactant system Chapman and Hall, London (1933) P 99.
